

Focused Fiber Solutions Catalog | 2020





Telecommunications in a Sustainable World

By its very nature, the telecommunications trade uses a lot of energy and creates a sizable footprint. The ICT industry's share of global CO² emissions will soon reach 1,680 metric tons of carbon dioxide in the atmosphere.

Worried about this trend, Multilink has made our practices safer for the environment, starting with the company's all-in-one structure and extending to our equipment and recycling processes.

Our biggest claim to efficiency is that we don't need to outsource orders. Since we have both sheet metal fabrication and powder coating facilities on our campus, we're able to design, engineer, and produce proprietary or custom finished products here in Ohio. By manufacturing on-site, we're creating local jobs without having to send orders

over vast distances in gas-guzzling semi-trucks or use extra paper, cardboard, and plastic for shipping.

Multilink also has laser cutters and servo-electric press brakes for use in metal fabrication. Instead of employing heavily motorized hydraulics to mold and cut steel, these top-of-the-line machines use 60% less energy by putting the stress on the power supply and not the machines themselves.

"Every time we've invested in new equipment, we've invested in something that is more friendly to the environment or to reduce our carbon footprint," says

Multilink Production Manager Ryan Kaplan. This equipment doesn't come cheap, but the benefits outweigh the costs; we're helping to protect the environment while saving capital by using less energy. Our products pave the way for people to communicate much more easily, which ultimately cuts down on resource usage.

In addition to selling our excess scrap to Medina Recycling, Multilink invites employees to recycle their excess plastic, aluminum, and paper with receptacles in our break rooms.

And then there are the little things. A few years ago, management decided to purchase Multilink mugs for our employees. Even something small like this accomplishes three things. First, the company creates less waste because we're not throwing away hundreds of Styrofoam or paper cups every month. Second, it saves us money because the mugs are reusable. Third, it's just nice to give employees a mug. Who doesn't want a mug?

Table of Contents

Central Office / Head End	7	Demarcation Points	89
Rack Mount Configurator.....	8	RNI Enclosures.....	90
Patch Panels.....	9	Raceway Molding.....	98
Cable Management.....	18	Wall Mount Fiber Enclosure.....	99
Splice Trays.....	21	Multi-Media Enclosure.....	114
Fiber Deployment Modules.....	25	Field Installable Connectors	120
Adapter Panels.....	32	SpeedFlex™.....	122
Fiber Assemblies.....	39	Surelight® Flat Drop™ Cable.....	124
MicroDuct™ Fiber Optic Duct.....	49	Mechanical Connectors.....	125
Mass Distribution Points	52	H IP Field Installable Connectors.....	127
Fiber Distribution Hub (FDH).....	54	Splice on Connectors.....	129
Rack Rail Cabinets/Wi-Fi Back Haul.....	58	Tool Kits & Accessories.....	130
Closures / Terminals	60	Fiber Management and Cable Identification	133
Splice Enclosures.....	62	Slack Storage Devices.....	134
Optima™.....	75	Cable Markers.....	138
OptiDrop™.....	79	MultiTag™ Tamper Resistant Security Seals.....	139
Fiber Tap Plus™.....	81		
Slim Tap.....	88		

Special Articles

Telecommunications in a Sustainable World.....	2	Product Configurators: The More Accessible, the Better.....	40
Patents & Innovations.....	5	Sharpen Your Skills with the Lab!.....	121
Not All Products Meet Our Quality Standards.....	6	H IP Field Installation in 5 Easy Steps!.....	127



Educate Create Innovate Escalate




 gomultilink.com/thelab



Nobody truly knows how useful products are until they see them in action for themselves, which is why The Lab is such a hit at trade shows and location visits. Multilink is all about meeting our customers' needs with what we make, and our Lab is the perfect extension of this promise. Don't hesitate to book it. Call us at 440-366-6802 or contact your local salesperson at gomultilink.com/about/contact and inquire about The Lab.





Innovations at Work!

- 2019** Patented Fiber Optic Splice Tray and Enclosure
Patented Modularly Expandable Enclosure
Patented Field Installable Connector System for Drop Cables and the Like
Patented Attachment Apparatus for Field Installable Cable Termination Systems
- 2018** Patented Field Installable Cable Termination System and Method
- 2014** Patented Container Cover/Door with High Security Locking System
Patented Base Plate of Optical Fiber Splice Cassette
- 2012** Patented Telecommunications Mounting Enclosure
- 2011** Patented Cable And Overlay Moldings
Patented Exterior Downspout Raceway System For Cables
- 2010** Flex Grid Internal Mounting on Plastic Boxes
- 2009** Patented Slack Cable Storage Box
- 2008** Patented Slack Cable Storage Box w/ Adjustable Height Spools
Slack-N-Roll Storage Device
Dual Wall Heat Transfer System For Outdoor Enclosures
- 2007** First Web Video Installation Training For Fusion Splicing and Power Supply
FTTX Fiber Optic Slack Storage Enclosure
FTTX Overlay Molding For Existing Molding
FTTX Exterior Fiber Optic Slack Storage Enclosure
- 2005** Drop Fiber Sno-Shoe
Multipath Pavement Duct System
5 Amp Min. Stand By Power Supply
Direct Core Cooling
Open Face Molding
- 2004** Compression Seal Technology Dome Enclosure
Tech Bag For Handling Converters
- 2002** Patented Communication Cable Clip
- 2001** Patented 2 Versions of Aerial Storage Unit for Fiber Optic Cable
- 2000** Release of 1st Airflow Power Supply Cabinet
- 1999** Patented Cable Support Bracket
Patented The 1st Uninterruptible Poer Supply With Polarity Of Inverters CCP Tech
- 1998** Patented Sealing Fiber Optic Entryways to a Sealed Enclosure
- 1997** Patented Cable Identification Tag
- 1995** Patented Aerial Storage Unit for Fiber Optic Cable
- 1993** Patented And Trademarked First Plastic Sno-Shoe
Patented Hollow Coving for Concealing Electrical Wires
- 1992** Patented Torque Signalling Wrench
Patented Cover Securing Element Chamber for a Cable Television Subscriber Recepticle
- 1991** Patented Cable Stripping Device



Not All Products Meet Our Quality Standards

At Multilink, many of our original products and ideas get left on the cutting room floor, and that's perfectly fine with us. We focus on delivering dependability through the measures we take in quality control.

We believe that transparency is the best way to make quality happen; if people know how our production process works, they have a better idea of how good of a job we do. And since we always do a good job, what do we have to hide?

Multilink's product creation system is based on ISO 9000 international quality assurance standards. ISO 9000 focuses on seven quality management principles: customer focus, relationship management, evidence-based decision making, improvement, process approach, engagement of people, and leadership.

But our high standards extend beyond that, and custom-tailored products are one of the ways we follow through on that promise. Multilink's standard products have been designed to meet all your needs out of the gate, but we understand that today's tele-

communications companies need to face unique challenges and requirements.

Don't see what you need in our current lineup? We'll work directly with you to configure any of our goods to meet your exact specifications. Our engineers and designers follow all custom products through the planning, manufacturing, and finishing processes to ensure everything is built and works correctly.

As with any quality check, it's about the details and those details are critical when it comes to fiber. Meeting the demands of fiber optics standards, our fiber department provides various tests such as insertion loss and return loss on each fiber pigtail prior to shipping. Detailed results are printed and provided with every order.

Anyone who visits [GoMultilink.com](https://www.multilink.com) will notice Eugene, another helpful tool that helps us fulfill our

commitment to quality. Eugene is a virtual chat assistant who lives in the bottom-right corner of our website. He helps answer our customers' questions about Multilink's products and services and can even put visitors directly in touch with one of our product specialists or customer sales representatives.

Our interactive on-line fiber assembly configurator shows how your assemblies will look and function before we even build them, providing you with further clarity and control over our step-by-step production process. This tool is great for pitching and planning new network development projects.

Having an overarching commitment to quality certainly isn't easy, and it's disappointing that some products never see the light of day, but the good outweighs the bad. Our items can only function properly if we hold them and ourselves to high expectations, which means that some of them will be left behind. Others require small tweaks or changes, while even more need to be reworked entirely before they hit the market. But you know what? That's okay because, at the end of the day, we're here to make sure your connections work. **Multilink: Simply More.**

Central Office / Head End

The Central Office / Head End (CO/HE) is the backbone of any network. Well-crafted products can make a significant difference in the **reliability and ease of use within your network**. This is why we spend many years researching and engineering our products to live up to the rigorous standards required within the CO/HE. Our products help provide lasting quality and versatility that grows with the future of your network for years to come.

Patch Panels

page 8

Fiber Deployment Modules

page 25

Fiber Assemblies

page 39

Rack Mount Configurator

 gomultilink.com/categories/rack-mount



Rack Mount FDU Configurator

ML - - - - - - - - - - -

ML - 54 - 24 - B - SAD - T9 - 003 - 29 - 12



Translates:

FRM-1RU-3X-TS-S, 24 loaded ports, Black, SC/APC Duplex SM, 900µm (spiral wrap), 3 meters in length, equipped with 2 of the 1120-SSTP trays, 12 splices per tray

Enclosure Type	# Of Conn.	Color	Adapter	Pigtail	Length (Meters)	Splice Tray***	Splice Count
RACK MOUNTS							
12 FRM-1RU-2X-SO	006	B-Black	SCS=SC Simplex MM	00=None	00X**	X1=1120-SSTA	12
54 FRM-1RU-3X-TS-S	012	O-Off White	SCD=SC Duplex MM	T9=900µm (spiral wrap)		X2=2000-SSTA	24
39 FRM-1RU-3X-TS-HD	018	BE-Beige*	SUS=SC Simplex SM	T3=3mm		X3=2020-SSTP	24
46 FRM-1RU-2X-TS-DOT	024	G-Gray*	SUD=SC Duplex SM	MD=Module		X4=4048-SSTP	24
52 FRM-1RU-2X-TS-DOT-S	030		SAS=SC/APC Simplex SM	OSP=OSP Dielectric Cable		X5=4072-SSTP	36
13 FRM-2RU-4X-SO	036		SAD=SC/APC Duplex SM	OSA=OSP Armored Cable		X6=3000-SSTA	24
14 FRM-2RU-4X-TS	042		SGS=SC Simplex 10Gig	RBN=Ribbon		X7=3030-SSTP	24
55 FRM-2RU-6X-TS-S	048		SGD=SC Duplex 10Gig	DST=Distribution Cable (Riser Rated)		X8=612-SSTP	12
40 FRM-2RU-6X-TS-HD	054					X9=1120-SSTP	12
15 FRM-3RU-6X-TS	060		FC=FC MM			X10=1124-SSTP	12
56 FRM-3RU-9X-TS-S	066		FU=FC SM				
41 FRM-3RU-9X-TS-HD	072		FA=FC/APC				
16 FRM-4RU-12X-TS	096						
57 FRM-4RU-12X-TS-S	144		LCAD=LC/APC Duplex SM				
18 FRM-4RU-4X-PS	288		LCAQ=LC/APC Quad SM				
42 FRM-4RU-12X-TS-HD			LCPD=LC Duplex MM				
17 FRM-8.5RU-24X-TS			LCPQ=LC Quad MM				
19 FRM-8.5RU-12X-PS			LCUD=LC Duplex SM				
44 FRM-8RU-24X-TS-HD			LCUQ=LC Quad SM				
20 FF-RM-12X			LCGD=LC Duplex 10 Gig				
68 FRM-E-1RU			LCGQ=LC Quad 10 Gig				
69 FRM-E-2RU							
70 FRM-E-3RU			ST6=ST 6 port MM				
71 FRM-E-4RU			ST8=ST 8 port MM				
			ST12=ST 12 port MM				
			SM6=ST 6 port SM				
			SM8=ST 8 port SM				
			SM12=ST 12 port SM				

"X" Denotes number of trays


* Only available in specified boxes. Refer to catalog descriptions.
 ** Feet divided by 2.54 and rounded up to the full meter.
 *** Align with unit type.

Patch Panels

Properly designed patch panels are a vital piece in any network and 5G is no exception. With the influx of new fiber being deployed to support the ever-increasing need for bandwidth, patch panels are an essential, yet sometimes overlooked piece of the puzzle. Our rack mount patch panels are engineered from the ground up with many features and options available. Each rack mount can be customized with up to 288 fiber connections using traditional (and readily available) adapter panels and 144 connections using our patented CT-X cassettes.

- » Standardized 19" and 23" rack mount compatibility
- » Customizable Configurations
- » High fiber capacity
- » Excellent fiber management

 gomultilink.com/categories/rack-mount



QUICK DELIVERY | FAST DEPLOYMENT | CUSTOM CONFIGURATIONS

Swing-Out Style Fiber Distribution Units



1RU Rack Mount **FRM-1RU-2X-SO (ML-12)**

STOCK ID	DESCRIPTION	DIMENSIONS	WEIGHT	MATERIAL/ FINISH	ADAPTER CAPACITY	SPLICE TRAY	MAX CAPACITY
10-4323 (Black) 10-4325 (Off-white)	Rack Mount FDU 1RU in height with 2 termination panel capacity and swing out master panel tray	1.75"H x 17"W x 11.0"D	12 lbs.	16 Guage Powder Coated Steel	(2) Panels	(2) 1120-SSTA or (2) 1120-SSTP or (2) 1124-SSTP	24 SC/ST 48 LC with 1124 tray



2RU Rack Mount **FRM-2RU-4X-SO (ML-13)**

STOCK ID	DESCRIPTION	DIMENSIONS	WEIGHT	MATERIAL/ FINISH	ADAPTER CAPACITY	SPLICE TRAY	MAX CAPACITY
10-4327 (Black) 10-4326 (Off-white)	Rack Mount FDU 2RU in height with 4 termination panel capacity and swing out master panel tray	3.5"H x 17"W x 11.0"D	13 lbs.	16 Guage Powder Coated Steel	(4) Panels	(4) 1120-SSTA or (4) 1120-SSTP or (4) 1124-SSTP	48 SC/ST 96 LC with 1124 tray

Patch Panels – Economy Series

 gomultilink.com/categories/rack-mount



Slide-Out Style Fiber Distribution Units









	STOCK ID	DESCRIPTION	DIMENSIONS	MATERIAL/ FINISH	ADAPTER CAPACITY	SPLICE TRAY	MAX CAPACITY
 	1RU Economy Rack Mount	FRM-E-1RU (ML-68)					
	045-903-10 (Black) 045-903-11 (Off-white)	Economy Rack Mount FDU 1RU in height with split top design, slide out master panel tray	1.75"H x 17"W x 13.87"D 19" Rack, 23" Rack	16 Gauge Steel Polyester Powder Coated	(3) Panels	(3) 1120-SSTP (3) 1124-SSTP	36 SC/ST 72 LC with 1124 tray
 	2RU Economy Rack Mount	FRM-E-2RU (ML-69)					
	045-917-10 (Black) 045-917-11 (Off-white)	Economy Rack Mount FDU 2RU in height with slide out master panel tray	3.46"H x 17"W x 14.51"D 19" Rack, 23" Rack	16 Gauge Steel Polyester Powder Coated	(6) Panels	(3) 2000-SSTA	72 SC/ST/LC
 	3RU Economy Rack Mount	FRM-E-3RU (ML-70)					
	045-918-10 (Black) 045-918-11 (Off-white)	Economy Rack Mount FDU 3RU in height with slide slide out master panel tray	5.21"H x 17"W x 14.51"D 19" Rack, 23" Rack	16 Gauge Steel Polyester Powder Coated	(9) Panels	(5) 2000-SSTA	108 SC/ST/LC
 	4RU Economy Rack Mount	FRM-E-4RU (ML-71)					
	045-919-10 (Black) 045-919-11 (Off-white)	Economy Rack Mount FDU 4RU in height with slide slide out master panel tray	6.96"H x 17"W x 14.51"D 19" Rack, 23" Rack	16 Gauge Steel Polyester Powder Coated	(12) Panels	(6) 2000-SSTA	144 SC/ST/LC

Patch Panels – Standard Series

 gomultilink.com/categories/rack-mount

Multilink
Simply More...

Slide-Out Removable Top Style Fiber Distribution Units

	STOCK ID	DESCRIPTION	DIMENSIONS	WEIGHT	MATERIAL/ FINISH	PANEL CAPACITY	SPLICE TRAY	MAX CAPACITY
 	1RU Rack Mount	FRM-1RU-3X-TS-S (ML-54)						
	045-686-10 (Black) 045-686-11 (Off-white)	Rack Mount FDU 1RU in height with split top design and slide out master panel tray	1.75"H x 17"W x 14.6"D	15 lbs.	16 Gauge Powder Coated Steel	(3) Panels	(3) 1120-SSTP (3) 1124-SSTP	36 SC/ST 72 LC with 1124 tray
 	2RU Rack Mount	FRM-2RU-6X-TS-S (ML-55)						
	045-798-10 (Black) 045-798-11 (Off-white)	Rack Mount FDU 2RU in height with split top design and slide out master panel tray	3.50"H x 17"W x 14.6"D	19 lbs.	.060" Powder Coated Aluminum	(6) Panels	(3) 2000-SSTA	72 SC/ST/ LC
 	3RU Rack Mount	FRM-3RU-9X-TS-S (ML-56)						
	045-799-10 (Black) 045-799-11 (Off-white)	Rack Mount FDU 3RU in height with split top design and slide out master panel tray	5.2"H x 17"W x 14.6"D	20.5 lbs.	.060" Powder Coated Aluminum	(9) Panels	(5) 2000-SSTA	108 SC/ST/ LC
 	4RU Rack Mount	FRM-4RU-12X-TS-S (ML-57)						
	045-800-10 (Black) 045-800-11 (Off-white)	Rack Mount FDU 4RU in height with split top design and slide out master panel tray	6.96"H x 17"W x 14.6"D	26 lbs.	.060" Powder Coated Aluminum	(12) Panels	(8) 2000-SSTA	144 SC/ST/ LC

Patch Panels – High Density Series

 gomultilink.com/categories/rack-mount



High Density Fiber Distribution Units

	STOCK ID	DESCRIPTION	DIMENSIONS	MATERIAL/ FINISH	ADAPTER CAPACITY	SPLICE TRAY	MAX CAPACITY
 	1RU High Density Rack Mount	FRM-1RU-3X-TS-HD (ML-39)					
	045-339-10 (Black) 045-339-11 (Off-white)	High Density Rack Mount FDU 1RU with split top design and locking slide out master panel tray	1.75"H x 17"W x 16"D	16 Gauge Steel Polyester Powder Coated	(3) Panels	(2) 4072-SSTP	36 SC/ST 72 LC
 	2RU High Density Rack Mount	FRM-2RU-6X-TS-HD (ML-40)					
	045-382-10 (Black) 045-382-11 (Off-white)	High Density Rack Mount FDU 2RU with split top design and locking slide out master panel tray	3.5"H x 17"W x 16"D	.060" Powder Coated Aluminum	(6) Panels	(4) 4072-SSTP	72 SC/ST 144 LC
 	3RU High Density Rack Mount	FRM-3RU-9X-TS-HD (ML-41)					
	045-418-10 (Black) 045-418-11 (Off-white)	High Density Rack Mount FDU 3RU with split top design and locking slide out master panel tray	5.25"H x 17"W x 16"D	.060" Powder Coated Aluminum	(9) Panels	(6) 4072-SSTP	108 SC/ST 216 LC
 	4RU High Density Rack Mount	FRM-4RU-12X-TS-HD (ML-42)					
	045-391-10 (Black) 045-391-11 (Off-white)	High Density Rack Mount FDU 4RU with split top design and locking slide out master panel tray	7"H x 17"W x 16"D	.060" Powder Coated Aluminum	(12) Panels	(8) 4072-SSTP	144 SC/ST 288 LC
 	8RU High Density Rack Mount	FRM-8RU-24X-TS-HD (ML-44)					
	045-583-10 (Black) 045-583-11 (Off-white)	High Density Rack Mount FDU 8RU in height with split top design and slide out master panel trays	13.88"H x 17"W x 16"D	.060" Powder Coated Aluminum	(24) Panels	(16) 4072-SSTP	288 SC/ST 576 LC

Patch Panels – Signature Series









Multilink's Signature Series of patch panels offers more versatility than standard models. They are compatible with various bulkheads, allowing them to interface with standard adapter panels as well as our CT-X Cassettes and Fiber Termination Modules. Multilink's patch panels are designed with flexibility in mind to help make network installation and maintenance easier and more efficient regardless of where a network is being set up.

Note: Both a bulkhead and a main patch panel must be ordered separately to form a complete unit.

 gomultilink.com/categories/rack-mount



Signature Series Fiber Distribution Units

	STOCK ID	DESCRIPTION	DIMENSIONS	WEIGHT	MATERIAL/ FINISH	ADAPTER CAPACITY	SPLICE TRAY	RACK OPTIONS
 	045-665-00	Signature Series Rack Mount FDU 1RU in height with slide out master tray and no bulkhead	1.75"H x 19"W x 14.19"D	15 lbs.	Aluminum & Steel with Bronze Powder Coat	(2) CT-X Cassettes or (3) FTM Modules	Splicing available with modules and cassettes only	Door Panel (optional custom silk-screen logo)
 	045-778-00	Signature Series Rack Mount FDU 2RU in height with slide out master tray and no bulkhead	3.47"H x 19"W x 14.24"D	19 lbs.	Aluminum & Steel with Bronze Powder Coat	(4) CT-X Cassettes or (6) FTM Modules	Splicing available with modules and cassettes only	Door Panel (optional custom silk-screen logo)
 	045-763-00	Signature Series Rack Mount FDU 4RU in height with slide out master tray and no bulkhead	6.97"H x 19"W x 14.24"D	26 lbs.	Aluminum & Steel with Bronze Powder Coat	(8 or 12) CT-X Cassettes or (12) FTM Modules	Splicing available with modules and cassettes only	Door Panel (optional custom silk-screen logo)
 	045-899-10	Signature Series Rack Mount FDU 6.5RU in height and no bulkhead	10.98"H x 20"W x 15.56"D	30 lbs.	Aluminum & Steel with Almond Beige Powder Coat	(24) CT-X Cassettes	Splicing available with cassettes only	Door Panel (optional custom silk-screen logo)



Patch Panels – Signature Series Bulkhead Options


Multilink’s interchangeable bulkhead options for our Signature Series of patch panels are compatible with standard adapter panels as well as our industry-leading CT-X Cassettes and Fiber Termination Modules. At Multilink, we like to make network installation and maintenance as quick and easy as possible, and our bulkhead panels offer a variety of efficient and cost-effective solutions for fiber optics patching and splicing.

Note: Both a bulkhead and a main patch panel must be ordered separately to form a complete unit.

 gomultilink.com/categories/rack-mount



1RU

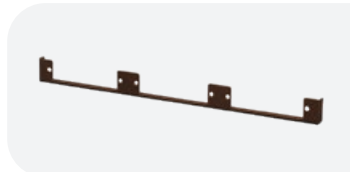




2RU



4RU

Signature Series Fiber Distribution Units – Bulkhead Options





	STOCK ID	DESCRIPTION	CAPACITY
	Bulkhead-Standard Multilink Panels		
	072-208-20 (1RU)	Signature Series bulkhead for standard Multilink adapter panels/modules	(3) Panels per rack unit
	072-276-20 (2RU)		
	072-277-20 (4RU)		
	Bulkhead-Multilink CT-X Modules		
	072-208-50 (1RU)	Signature Series bulkhead for Multilink CT-X Modules	(2) Modules per rack unit (2 or 3) Modules per rack unit for the 4RU only
	072-276-50 (2RU)		
	072-277-50 (4RU, 8 CT-X)		
072-277-51 (4RU, 12 CT-X)			
	Bulkhead-Narrow Multilink Modules		
	072-208-30 (1RU)	Signature Series bulkhead for Multilink Narrow FTM Modules	(4) Modules per rack unit
	072-276-30 (2RU)		
	072-277-30 (4RU)		

Patch Panels – Splice Shelves







 gomultilink.com/categories/rack-mount



Slide-Out Style Combination Patch & Splice Distribution Units

	STOCK ID	DESCRIPTION	DIMENSIONS	WEIGHT	MATERIAL/ FINISH	SPLICE TRAY	MAX CAPACITY
 	4RU Rack Mount (Includes 1 4048 splice tray)	FRM-4RU-4X-PS (ML-18)					
	10-5270 (Black) 10-2146 (Off White)	Rack Mount FDU 4RU in height with slide out adapter panel and separate slide out splice tray panel	7.0"H x 17"W x 14.0"D	16 lbs.	.060" Powder Coated Aluminum	(4) 4048-SSTP or (4) 4072-SSTP	4 Panels 48 SC/ST 96 LC
 	8.5RU Rack Mount (Includes 1 4048 splice tray)	FRM-8RU-12X-PS (ML-19)					
	10-8584 (Black) 10-8585 (Off White)	Rack Mount FDU 8.5RU in height with slide out adapter panel and separate slide out splice tray panel	14.88"H x 17"W x 14.0"D	20 lbs.	.060" Powder Coated Aluminum	(8) 4048-SSTP or (8) 4072-SSTP	12 Panels 144 SC/ST 288 LC

Slide-Out Style Splice Shelves

 	3RU Rack Mount	FRM-3RU-SS					
	045-782-10 (Black) 045-783-10 (Off White)	Rack Mount 3RU in height with slide out master splice tray panel	5.25"H x 17"W x 14.0"D	7.25 lbs.	.060" Powder Coated Aluminum	(4) 4048-SSTP or (4) 4072-SSTP	144 Single 576 Mass Fused Fibers
 	4RU Rack Mount	FRM-4RU-SS					
	045-785-10 (Black) 045-784-10 (Off White)	Rack Mount 4RU in height with slide out master splice tray panel	7.0"H x 17"W x 14.0"D	8.35 lbs.	.060" Powder Coated Aluminum	(8) 4048-SSTP or (8) 4072-SSTP	288 Single 1024 Mass Fused Fibers
 	8.5RU Rack Mount	FRM-8RU-SS					
	045-786-10 (Black) 045-787-10 (Off White)	Rack Mount 8.5RU in height with slide out master splice tray panel	14.88"H x 17"W x 14.0"D	13.75 lbs.	.060" Powder Coated Aluminum	(16) 4048-SSTP or (16) 4072-SSTP (8 on each shelf)	576 Single 2048 Mass Fused Fibers

Patch Panels – In-Rack Patch & Wall Mount Accessories

 gomultilink.com/categories/rack-mount



In-Rack Patch Enclosure Solutions




STOCK ID	DESCRIPTION	DIMENSIONS	WEIGHT	MATERIAL/ FINISH	SPLICE TRAY	MAX CAPACITY
4RU Rack Mount 10-1038 (Black) 10-6450 (Off White)	FF-RM-12X (ML-20) Rack Mount 4RU in height with fixed master panel with integrated horizontal and vertical jumper guides	7.0"H x 17"W x 14.0"D	9.5 lbs.	.060" Powder Coated Aluminum	(12) Panels	144 SC/ST 288 LC



1RU Rack Mount 045-586-10 (Black)	FRM-1RU-2X-TS-DOT (ML-46) Rack Mount 1RU in height made for a 19" or 23" rack width. Features slide-off cover, 2 fixed bulkhead positions, and 2 captive grommets for cable entry	1.72"H x 12.25"W x 7.68"D (excluding brackets)	5.1 lbs.	16 Gauge Powder Coated Steel	(1) 612-SSTP Splice Tray	12 SC/ST/LC
045-586-30 (Black w/Slide Tray)	Rack Mount 1RU in height made for a 19" or 23" rack width. Features slide-off cover, 2 fixed bulkhead positions, and 2 captive grommets for cable entry	1.72"H x 12.25"W x 7.68"D (excluding brackets)	5.1 lbs.	16 Gauge Powder Coated Steel	(1) 612-SSTP Splice Tray	12 SC/ST/LC



Wall Mount Vertical Rack						
072-331-20	FWM-2RU Vertical Mount with 10-32 Cage Nuts	4"H x 19.5"W x 4.5"D		16 Gauge Powder Coated		
072-332-20	FWM-3RU Vertical Mount with 10-32 Cage Nuts	4"H x 19.5"W x 6.25"D		16 Gauge Powder Coated		
072-333-20	FWM-4RU Vertical Mount with 10-32 Cage Nuts	4"H x 19.5"W x 8"D		16 Gauge Powder Coated		



Wall Mount Equipment Shelf						
072-688-10	Kit – Wall Mount Shelf with Straps	11.513"H x 15.626"W x 10.626"D		16 Gauge Powder Coated		

Patch Panels Accessories – Rack Mount

 gomultilink.com/categories/rack-mount

Multilink
Simply More...

Optional Rack Mount Equipment

Stock ID	Description	DIMENSIONS	MATERIAL	CAPACITY
Sliding Drawer Shelves				
The Multilink Rack Mount Sliding Drawer Shelf is available 1RU or 2RU in height and designed for 19" rack mounting only. Drawer fully extends from rack and can also be used as a shelf for a laptop or test equipment. (Includes mounting hardware)				
1RU - 045-372-10	19" Rack Mount Drawer	1RU - 1.75"H x 19"W x 16.02"D	Powder Coated Steel	1RU - 1.27"H x 16.25"W x 15.63"D
2RU - 045-163-10		2RU - 3.65"H x 19"W x 16.02"D		2RU - 3.54"H x 16.25"W x 15.63"D
Bulkhead FRM-1RU-3X				
065-060-10	19" Rack Mount Patch Panel 1RU w/ 10-32 & 12-24 hardware included	1.75"H x 19"W	Powder Coated Steel	3 Adapter Panels
Patch Bulkhead FRM-1RU				
072-233-10	19" Rack Mount Patch Panel 1RU w/ 10-32 hardware included	1.75"H x 19"W	Powder Coated Steel	24 SC Duplex
072-238-10				18 SC Duplex
072-235-10				24 LC Duplex
Bulkhead w/ Shelf FRM-1RU-3X				
072-035-10	19" Rack Mount Bulkhead with Shelf for Slack Storage w/ 10-32 & 12-24 hardware included	1.75"H x 19"W x 8"D	Powder Coated Steel	3 Adapter Panels or 3 FTM Modules
Shelf FRM-1RU				
072-043-10	19" Rack Mount Shelf 1RU	1.75"H x 19"W x 12"D	Powder Coated Steel	30 lbs.
Filler Panels FRM-RU				
1RU - 072-046-10	19" Rack Mount Filler Panels	1.75"H x 19"W	Powder Coated Steel	N/A
2RU - 072-046-20		3.5"H x 19"W		
3RU - 072-046-30		5.25"H x 19"W		
4RU - 072-046-40		7"H x 19"W		

Cable Management

 gomultilink.com/categories/fiber-distribution-units/cable-management



Cable Management






	STOCK ID	DESCRIPTION	DIMENSIONS	MATERIAL	WEIGHT
 	Vertical Cable Manager				
	10-4154	Double Sided, Side Mount/Front & Rear. Brackets are on one side only.	83"H x 4"W x 5"D	High Grade Polymer	13 lbs.
	10-4155	Center Mount/Front & Rear. Brackets are on both sides.	83"H x 4"W x 5"D	High Grade Polymer	13 lbs.
 	10-4156	Double Sided, Side Mount/Front & Rear. Brackets are on one side only.	83"H x 4"W x 5"D	High Grade Polymer	7 lbs.
Horizontal Cable Manager					
 	10-4164	Double Sided Horizontal Cable Manager, for Standard 19" Rack.	1.5"H x 19"W x 3"D	High Grade Polymer	2 lbs.
 	10-4165	Single Sided Horizontal Cable Manager, for Standard 19" Racks.	1.5"H x 19"W x 2"D	High Grade Polymer	2 lbs.
 	10-4160	Single Sided Horizontal Cable Manager, for Standard 19" Rack.	3"H x 19"W x 3"D	High Grade Polymer	3 lbs.
 	10-4158	Single Sided Horizontal Cable Manager, for Standard 19" Rack.	4"H x 19"W x 5"D	High Grade Polymer	7 lbs.

Cable Management

 gomultilink.com/categories/fiber-distribution-units/cable-management



Cable Management

	STOCK ID	DESCRIPTION	DIMENSIONS	MATERIAL	WEIGHT
	Horizontal Cable Manager				
	10-4162	Double Sided Horizontal Cable Manager, for Standard 19" Rack.	1.5"H x 19"W x 3"D	High Grade Polymer	5 lbs.
	10-4163	Double Sided Horizontal Cable Manager, for Standard 19" Rack.	1.5"H x 19"W x 2"D	High Grade Polymer	3.5 lbs.
					
	10-4161	Double Sided Horizontal Cable Manager, for Standard 19" Rack.	3"H x 19"W x 3"D	High Grade Polymer	8 lbs.
					
	10-4159	Double Sided Horizontal Cable Manager, for Standard 19" Rack.	3"H x 19"W x 3"D	High Grade Polymer	10.5 lbs.
					
	10-5437	Double Sided Horizontal Cable Manager, brackets are on both sides.	3"H x 19"W x 3"D	High Grade Polymer	10 lbs.
					
	10-4157	Double Sided Horizontal Cable Manager, for Standard 19" Rack.	4"H x 19"W x 5"D	High Grade Polymer	13 lbs.
					
	10-4166	Double Sided Horizontal Cable Manage For Standard 19" Rack with Special Strain Relief Bracket	3"H x 19"W x 3"D	High Grade Polymer	11 lbs.
					


Patch Panels Accessories – Rack Mount

 gomultilink.com/categories/rack-mount



Rack Accessories

Stock ID	Description	MATERIAL/FINISH	CAPACITY
Lock & Key for Rack Mount Enclosures			
Ask for 99534 to be installed on your rack mount enclosure			
99534	Lock and Key for Lexan Doors of Rack Mount Enclosures <i>Ask for 99534 to be installed on your rack mount enclosure</i>	N/A	N/A
Strain Relief Kit (1RU)			
065-249-10	Strain Relief Bracket for 1RU Rack Mount Enclosures with bracket and tie straps	Powder coated steel, plastic straps	N/A
Strain Relief Kit (2RU or larger)			
065-151-10			Ø .300 - .790"
072-479-10	Strain Relief Bracket for Rack Mount Enclosures	Powder coated steel, rubber grommets	Ø .790 - .1.02"
072-479-20			Ø 1.02 - 1.25"











Splice Trays

 gomultilink.com/categories/patch-splice-modules/splice-trays



Splice Trays













	STOCK ID	DESCRIPTION	DIMENSIONS	MATERIAL	WEIGHT	CAPACITY
 	Splice Tray 1120-SSTA					
	70902K	12 Single Fusion Splice Tray	6.5"L x 4.75"W x 0.5"D	.08" Powder Coated Aluminum	0.35 lbs.	12 Single Fusion Splices 8 Mechanical Splices or 48 Mass Fused Fibers
 	Splice Tray 2000-SSTA					
	70506K	24 Single Fusion Splice Tray	11.75"L x 4"W x 0.5"D	.08" Powder Coated Aluminum	0.65 lbs.	24 Single Fusion Splices, 16 Mechanical Splices, or 96 Mass Fused Fibers
 	Splice Tray 2020-SSTP					
	70709K	24 Single Fusion Splice Tray	12.25"L x 4"W x 0.5"D	.08" Powder Coated Aluminum	0.54 lbs.	24 Single Fusion Splices, 16 Mechanical Splices, or 96 Mass Fused Fibers
 	Splice Tray 3000-SSTA					
	70505K	24 Single Fusion Splice Tray	7.75"L x 6"W x 0.5"D	.08" Powder Coated Aluminum	0.54 lbs.	24 Single Fusion Splices, 16 Mechanical Splices, or 96 Mass Fused Fibers

Splice Trays

 gomultilink.com/categories/patch-splice-modules/splice-trays



Splice Trays











	STOCK ID	DESCRIPTION	DIMENSIONS	MATERIAL	WEIGHT	CAPACITY
 	Splice Tray 612-SSTP 065-209-10	12 Single Fusion Splice Tray	6"L x 2.75"W x 0.75"D	Plastic	0.35 lbs.	12 Single Fusion Splices
 	Splice Tray 1120-SSTP 072-059-10	12 Single Fusion Splice Tray	6.5"L x 5.13"W x 0.5"D	Plastic	0.65 lbs.	12 Single Fusion Splices, 8 Mechanical Splices or 48 Mass Fused Fibers
 	Splice Tray 1124-SSTP 072-059-20	12 Single (24 Dual Stacked) Fusion Splice Tray	6.5"L x 5.13"W x 0.5"D	Plastic	0.65 lbs.	12 Single Fusion Splices (24 Double Stacked), 8 Mechanical Splices or 48 Mass Fused Fibers
 	Splice Tray 3030-SSTP 70706K	24 Single Fusion Splice Tray	8.25"L x 5.75"W x 0.5"D	Plastic	0.54 lbs.	24 Single Fusion Splices, 16 Mechanical Splices or 96 Mass Fused Fibers
 	Splice Tray 4048-SSTP 10-8007	24 Single (48 Dual Stacked) Fusion Splice Tray	9.75"L x 4.5"W x 0.5"D	Plastic	0.54 lbs.	24 Single Fusion Splices (48 Double Stacked), 16 Mechanical Splices or 96 Mass Fused Fibers
 	Splice Tray 4072-SSTP 065-001-10	36 Single (72 Dual Stacked) Fusion Splice Tray	10.75"L x 5.75"W x 0.5"D	Plastic	.60 lbs.	36 Single Fusion Splices (72 Double Stacked), 24 Mechanical Splices or 144 Mass Fused Fibers

Fiber Accessories

 gomultilink.com/categories/accessories-maintenance/fiber-accessories

Multilink
Simply More...

Fiber Management Spools









	STOCK ID	DESCRIPTION	BEND RADIUS	OVERALL SIZE	MOUNTING	MATERIAL/ COLOR	UOM
 	Round Spool						
	999124	Round Spool	1.50"	1.30"H x Ø3.00" Spool x Ø4.70" Flange	2x Ø0.21" Mounting Holes	Plastic/Blue	Each
 	Half Round Spool						
	10-7766	Half Round Spool (2 pcs shown)	1.25"	1.36"H x Ø2.50" Spool x Ø3.50" Flange	1x Ø0.16" Mounting Hole	Plastic/Black	Each
 	Half Round Spool						
	10-3621	Half Round Spool (2 pcs shown)	1.75"	2.75"H x Ø3.50" Spool x Ø4.50" Flange	2x Ø0.356" x 0.50" Slot, both ends 1x Ø0.125" x 0.80" Slot, both ends	Plastic/Black	Each
 	Slack-N-Roll						
	649-048-10	Slack-N-Roll Base	1.17"	0.61"H x Ø5.88"	2 x 0.20" Mounting Holes	Plastic/Blue	Each
 	Spool Bracket						
	649-101-10	Spool Bracket	1"	0.67"H x 4.92"W x 1.42"D	Ø0.17" Alignment Stud & Ø0.18" Mounting Hole	Plastic/Black	Each

Fiber Accessories

 gomultilink.com/categories/accessories-maintenance/fiber-accessories



Fiber Management Straps & Ties

	STOCK ID	DESCRIPTION	OVERALL SIZE	MOUNTING	MATERIAL/ COLOR	UOM
 	Wire Management Strap					
	99944K	Wire Management Strap	0.63"W x Ø1.50" max.	Pressure sensitive adhesive	Velcro® brand, black	50 pieces/pack
  	Wire Management Loop Tie					
	99000000FUT8AK	Wire Management Loop Tie, 8" Length	0.50"W x 8.0"L	N/A	Velcro® brand, black	25 pieces/pack
	99000000FUT12AK	Wire Management Loop Tie, 12" Length	0.50"W x 12.0"L	N/A	Velcro® brand, black	25 pieces/pack
  	Heavy Duty Cinch Tie					
	999119	Heavy Duty Cinch Tie, 12"	0.75"W x 12.0"L	N/A	Velcro® brand strap w/plastic buckle, black	Each
	999120	Heavy Duty Cinch Tie, 18"	0.75"W x 18.0"L	N/A	Velcro® brand strap w/plastic buckle, black	Each

Fiber Deployment Modules

Our engineers have designed a series of patch and splice modules to complement our line of patch panels. These modules can be installed quickly and offer safe, efficient cable storage and termination. All of our Fiber Deployment Modules (FDM) are manufactured in-house and built to Telcordia and Six Sigma Standards. Our FDM kits are incredibly flexible, allowing you to easily upgrade or add on to an existing wall and rack mount configuration. Choose from one of our standard options or customize your module to fit your network's needs.


- » Patch and splice in one cassette
- » Intuitive fiber storage
- » Easily installed for upgrades
- » MPO Versions Available

 gomultilink.com/categories/patch-splice-modules


Multilink[®]
Simply More...



EFFICIENT DESIGN | PATCH & SPLICE IN ONE | CUSTOMIZABLE



Fiber Deployment Modules – CT-X

MPO configurations are available by special order, if noted. 


 gomultilink.com/categories/patch-splice-modules



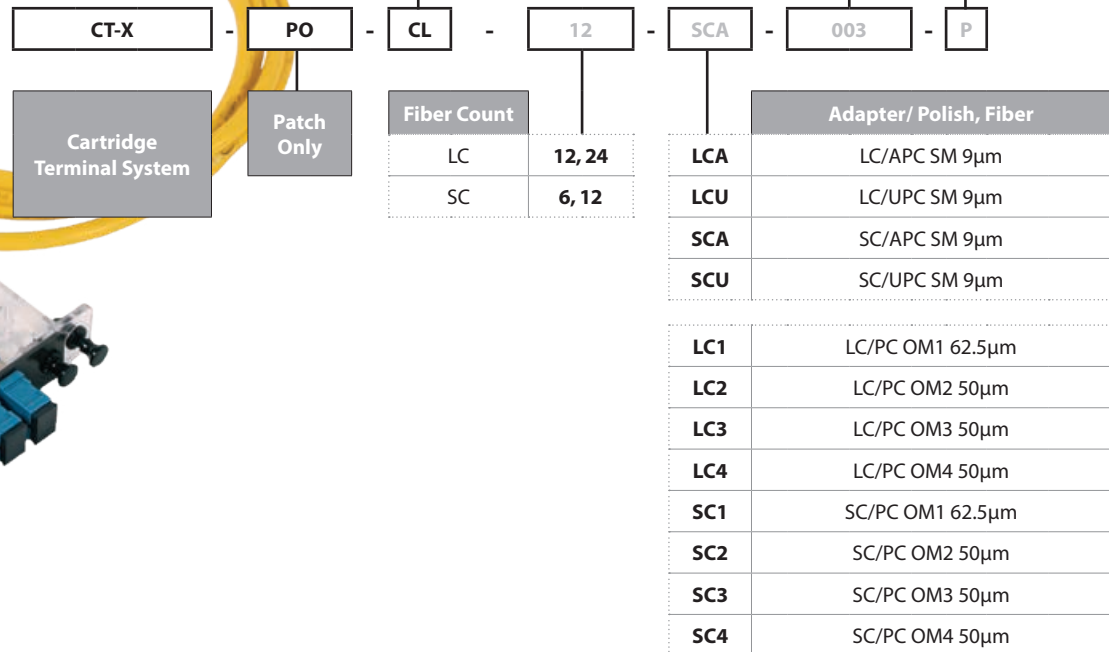
CT-X Patch Only




The CT-X Patch Only is designed to house 12 adapters along the front of the cassette and a pigtail in the rear to allow patch capabilities.



Ordering Information



Fiber Deployment Modules – CT-X

MPO configurations are available by special order, if noted. 


 gomultilink.com/categories/patch-splice-modules



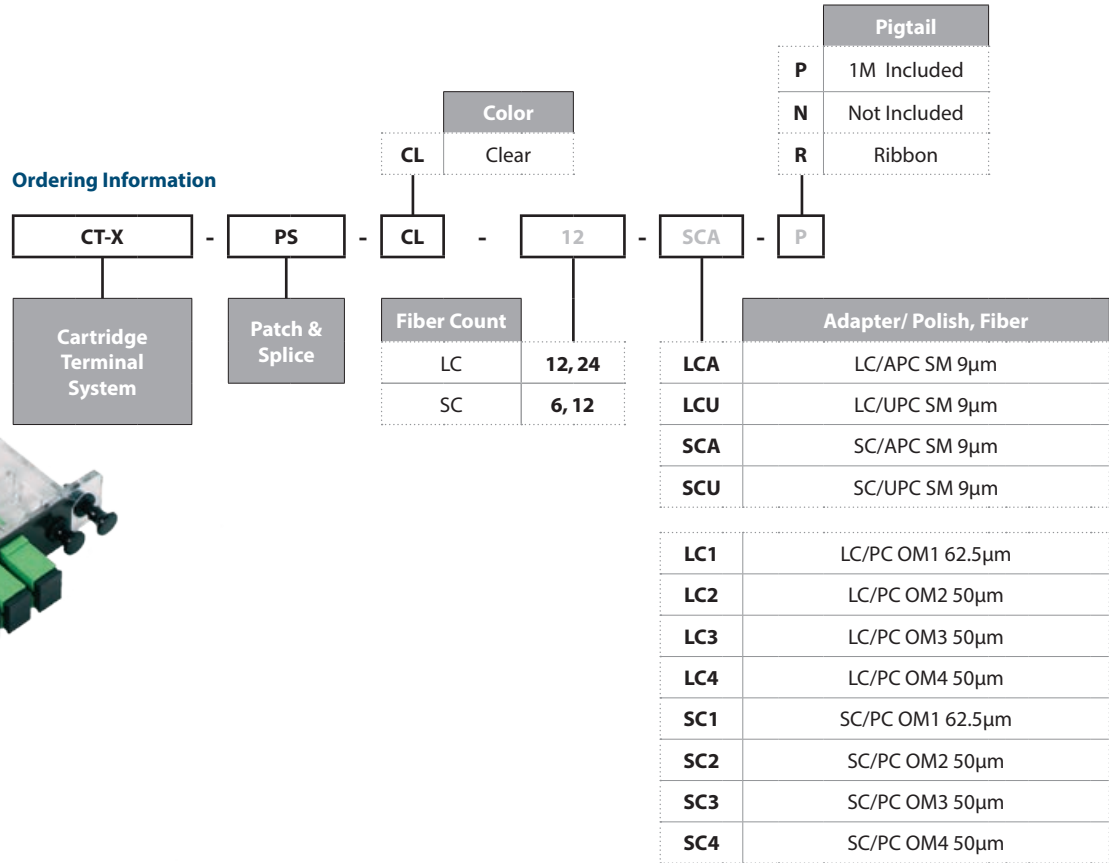
CT-X Patch & Splice



An integrated splice chip holder, capable of housing 12 fusion splices (24 for LC), is designed within the CT-X Patch & Splice cassette for easy splicing.



Ordering Information





Fiber Deployment Modules – CT-X

MPO configurations are available by special order, if noted.

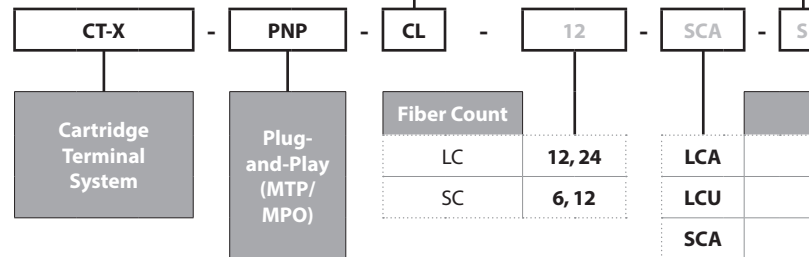
gomultilink.com/categories/patch-splice-modules

CT-X MTP (male pinned)




Designed for plug-and-play capability with 1 or 2 MPO's on rear of cassette.


Ordering Information



Color		Method	
CL	Clear	S	Straight
Fiber Count		Adapter/ Polish, Fiber	
LC	12, 24	LCA	LC/APC SM 9µm
SC	6, 12	LCU	LC/UPC SM 9µm
		SCA	SC/APC SM 9µm
		SCU	SC/UPC SM 9µm
		LC1	LC/PC OM1 62.5µm
		LC2	LC/PC OM2 50µm
		LC3	LC/PC OM3 50µm
		LC4	LC/PC OM4 50µm
		SC1	SC/PC OM1 62.5µm
		SC2	SC/PC OM2 50µm
		SC3	SC/PC OM3 50µm
		SC4	SC/PC OM4 50µm



Fiber Deployment Modules – CT-X

MPO configurations are available by special order, if noted. 


 gomultilink.com/categories/patch-splice-modules



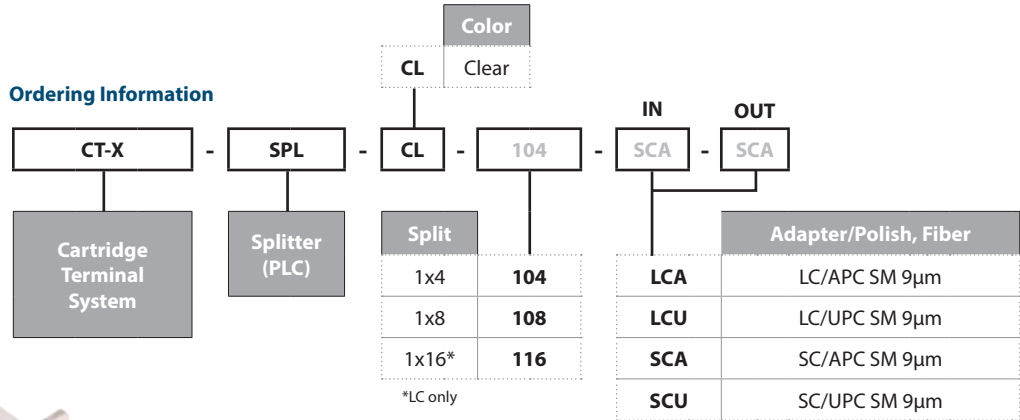
CT-X Splitter



Splitters are easily integrated into the cassette, offering 1x4, 1x8, and 1x16 split options.



Ordering Information




Splitter Specifications (typical)

Operating Wavelength (nm) 1260~1650nm

	Insertion Loss	Return Loss	Directivity
1x4	≤7.4 dB	≥55 dB	≥55 dB
1x8	≤10.3 dB		
1x16	≤13.8 dB		



Fiber Deployment Modules – FTM

MPO configurations are available by special order, if noted. 

 gomultilink.com/products/ftm

Pigtail Version



Fiber Termination Modules / FTMs

FTM Modules are designed to fit in rack mount enclosures to offer patch, plug-and-play and splice options.

 MTP Version



Splice Version



Ordering Information

FTM				
Fiber Termination Module	Number of Adapters	Front Adapter Type	Fiber Type	Back Adapter Type
	06*	SC/UPC	SM, 9/125µm	P* Pigtail Version Includes * length in meters of OFNR Distribution Jacketed Fiber type per adapter type.
	12	SC/APC	SM, 9/125µm	
	24**	LC/UPC	SM, 9/125µm	
	*SC Only			M1 or M2 MTP Version Includes 1 or 2 MTP adapters in back connected to adapters in front with fiber type per adapter type. M1=1-12 Adapters M2=13-24 Adapters
	**LC Only	SC/PC50	MM, 50/125µm (OM2)	
		SC/PC62	MM, 62.5/125µm (OM1)	S1 Splice Version Includes 1 meter of color coded 900µm fiber connected to adapters in front with fiber type per adapter type.
		SC/PCLO	MM, 50/125µm (OM3) Laser Optimized	
		LC/PC50	MM, 50/125µm (OM2)	
		LC/PC62	MM, 62.5/125µm (OM1)	SR1 Ribbon Splice Version Includes 1 meter of color coded Ribbon fiber connected to adapters in front with fiber type per adapter.
		LC/PCLO	MM, 50/125µm (OM3) Laser Optimized	

Coupler/Splitter Modules

Fiber optic splitters are becoming more and more common in today's network design and fiber buildouts. Multilink's line of splitters is available for rack mount, LGX, cassette, and small form PLC configurations. Each splitter is terminated and quality tested to ensure it falls within the listed specifications. Small form splitters are ideal for use where space is an issue, such as in a terminal where secondary splitting is needed. Our rack mount splitters are ideal in a data center, head end, and central office. **With so many options available, we have included a configurator below to customize the ideal splitter for your application.**

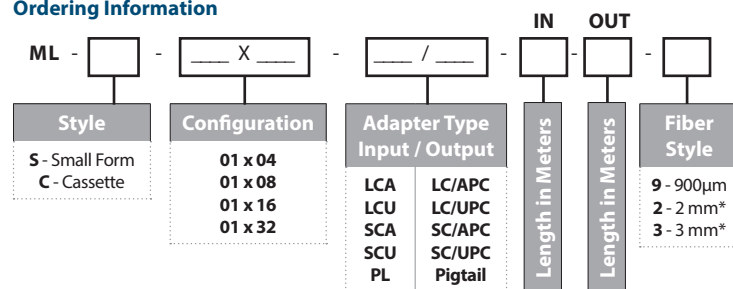
- » PLC Telcordia compliant GR1221
- » Low Insertion Loss (IL) and Low PDL

 gomultilink.com/categories/splitters



PLC Small Form Splitters

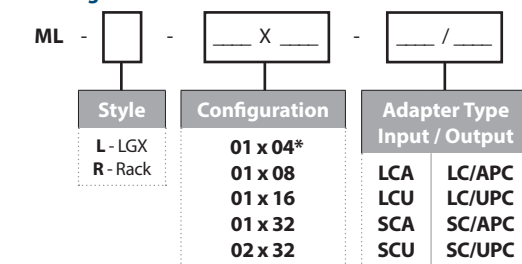
Ordering Information



*Note: 2 & 3 mm fiber available only in Cassette style.

LGX* (Multilink™) & 19" Rack Mounting

Ordering Information



*Note: 1x4 Configuration not available as rack module. All optical splitters available in several custom configurations and packaging options contact customer service for additional information.

Specifications (typical)

Parameters	1 x 4	1 x 8	1 x 16	1 x 32
Operating Wavelength nm	1260-1650			
Insertion Loss Typ. / max. dB	7.1 / 7.4	10.4 / 10.7	13.6 / 13.9	16.8 / 17.2
Uniformity dB	≤ 0.8	≤ 1.0	≤ 1.4	≤ 1.6
PDL dB	≤ 0.3	≤ 0.3	≤ 0.3	≤ 0.3
Return Loss dB	≥ 55	≥ 55	≥ 55	≥ 55
Directivity dB	≥ 55	≥ 55	≥ 55	≥ 55
Maximum Input Power mW	250			
Operation Temperature C°	-40 ~ +85			
Storage Temperature C°	-40 ~ +85			
Small Form Dimensions mm	4 x 7 x 60		6 x 19 x 100	
Reggeized Cassette Dimensions mm	8 x 80 x 100		16 x 80 x 136	18 x 114 x 140
LGX Module Dimensions mm Standard LC & SC Adapters Compact LC Adapters Only	129 x 125 x 28	129 x 125 x 28	129 x 125 x 56 129 x 125 x 28	129 x 125 x 112 129 x 125 x 56
19" Rack Mount Dimensions mm (width x depth x height) in (width x depth x height)	N/A		431 x 235 x 44 17 x 9.25 x 1.75	

Operating wavelength is design guaranteed. Above test results measured without connectors.



 Small Form



 Cassette



 LGX*



 Rack Mounting

Loaded Adapter Panels

 gomultilink.com/categories/fiber-distribution-units/adapter-panels









	Stock ID	Model #	Conn. Type	# Of Conn.	Ferrule	Mode	Fiber Polish	Conn. Color	Plate Color	Plate Code
 	10-5458	MST-06-P-BLK	ST	6	Phos. Bronze	MM	PC UPC	Chrome	Black	ST6
	10-5457	MST-06-P-OW							Off White	
	99234K	MST-06-C-BLK	ST	6	Ceramic	SM	Any	Chrome	Black	SM6
	99223K	MST-06-C-OW							Off White	
 	10-9196	MST-12-P-BLK	ST	12	Phos. Bronze	MM	PC UPC	Chrome	Black	ST12
	10-9195	MST-12-P-OW							Off White	
	10-6065	MST-12-C-BLK	ST	12	Ceramic	SM	Any	Chrome	Black	SM12
	10-6177	MST-12-C-OW							Off White	
 	10-5095	MFC-06-P-BLK	FC	6	Phos. Bronze	MM	PC UPC	Chrome	Black	FC
	10-8751	MFC-06-P-OW							Off White	
	10-4744	MFC-06-C-BLK	FC	6	Ceramic	SM	Any	Chrome	Black	FU
	99218CK	MFC-06-C-OW							Off White	
 	065-218-50	MFC-12-P-BLK	FC	12	Phos. Bronze	MM	PC UPC	Chrome	Black	FC
	065-218-51	MFC-12-P-OW							Off White	
	065-218-10	MFC-12-C-BLK	FC	12	Ceramic	SM	Any	Chrome	Black	FU
	065-218-11	MFC-12-C-OW							Off White	
 	065-389-20	MMTP-06-B-BLK	MTP	6	N/A	SM	APC	Black	Black	N/A
	065-389-21	MMTP-06-B-OW							Off White	
 	065-378-20	MMTP-08-B-BLK	MTP	8	N/A	SM	APC	Black	Black	N/A
	065-378-21	MMTP-08-B-OW							Off White	
 	065-389-30	MMTP-06-A-BLK	MTP	6	N/A	MM	PC	Aqua	Black	N/A
	065-389-31	MMTP-06-A-OW							Off White	
 	065-378-30	MMTP-08-A-BLK	MTP	8	N/A	MM	PC	Aqua	Black	N/A
	065-378-31	MMTP-08-A-OW							Off White	

Loaded Adapter Panels

 gomultilink.com/categories/fiber-distribution-units/adapter-panels














Multilink
Simply More...

	Stock ID	Model #	Conn. Type	# Of Conn.	Ferrule	Mode	Fiber Polish	Conn. Color	Plate Color	Plate Code
 	10-4810	MSC-06-SM-C-BLK	SC	6	Ceramic	SM	UPC	Blue	Black	SUS
	10-6178	MSC-06-SM-C-OW							Off White	
 	10-1817	MSC-12-SM-C-BLK	SC	12	Ceramic	SM	UPC	Blue	Black	SUD
	10-6181	MSC-12-SM-C-OW							Off White	
 	065-478-10	MSC-06D-SM-C-BLK	SC	6	Ceramic	SM	UPC	Blue	Black	SUD
	065-478-11	MSC-06D-SM-C-OW							Off White	
 	10-4442	MSCA-06-SM-C-BLK	SC	6	Ceramic	SM	APC	Green	Black	SAS
	99222K	MSCA-06-SM-C-OW							Off White	
 	10-5327	MSCA-12-SM-C-BLK	SC	12	Ceramic	SM	APC	Green	Black	SAD
	99224K	MSCA-12-SM-C-OW							Off White	
 	065-479-10	MSCA-06D-SM-C-BLK	SC	6	Ceramic	SM	APC	Green	Black	SAD
	065-479-11	MSCA-06D-SM-C-OW							Off White	
 	10-9995	MSC-06-MM-P-BLK	SC	6	Phos. Bronze	MM	PC	Beige	Black	SCS
	10-9996	MSC-06-MM-P-OW							Off White	
 	10-5535	MSC-12-MM-P-BLK	SC	12	Phos. Bronze	MM	PC	Beige	Black	SCD
	065-518-10	MSC-12-MM-P-OW							Off White	
 	065-477-10	MSC-06D-MM-P-BLK	SC	6	Phos. Bronze	MM	PC	Beige	Black	SCD
	065-477-11	MSC-06D-MM-P-OW							Off White	
 	065-242-10	MSCG-6-MM-P-BLK	SC 10 GIG	6	Phos. Bronze	MM	PC	Aqua	Black	SGS
	065-242-11	MSCG-6-MM-P-OW							Off White	

Loaded Adapter Panels

 gomultilink.com/categories/fiber-distribution-units/adapter-panels









	Stock ID	Model #	Conn. Type	# Of Conn.	Ferrule	Mode	Fiber Polish	Conn. Color	Plate Color	Plate Code
 	065-243-10	MSCG-12-MM-P-BLK	SC	12	Phos. Bronze	MM	PC	Aqua	Black	SGD
	065-243-11	MSCG-12-MM-P-OW	10 GIG						Off White	
 	065-480-10	MSCG-6D-MM-P-BLK	SC	6	Phos. Bronze	MM	PC	Aqua	Black	SGD
	065-480-11	MSCG-6D-MM-P-OW	10 GIG						Off White	
 	10-9709	MLCD-12-SM-C-BLK	LC	12	Ceramic	SM	UPC	Blue	Black	LCUD
	10-9710	MLCD-12-SM-C-OW							Off White	
 	065-244-10	MLCQ-24-SM-C-BLK	LC	24	Ceramic	SM	UPC	Blue	Black	LCUQ
	065-244-11	MLCQ-24-SM-C-OW							Off White	
 	10-9123	MLCDA-12-SM-C-BLK	LC	12	Ceramic	SM	APC	Green	Black	LCAD
	065-508-10	MLCDA-12-SM-C-OW							Off White	
 	065-420-10	MLCQA-24-SM-C-BLK	LC	24	Ceramic	SM	APC	Green	Black	LCAQ
	065-420-11	MLCQA-24-SM-C-OW							Off White	
 	10-3626	MLCD-12-MM-P-BLK	LC	12	Phos. Bronze	MM	PC	Beige	Black	LCPD
	10-3627	MLCD-12-MM-P-OW							Off White	
 	065-225-10	MLCQ-24-MM-P-BLK	LC	24	Phos. Bronze	MM	PC	Beige	Black	LCPQ
	065-225-11	MLCQ-24-MM-P-OW							Off White	
 	065-245-10	MLCDG-12-MM-P-BLK	LC	12	Phos. Bronze	MM	PC	Aqua	Black	LCGD
	065-245-11	MLCDG-12-MM-P-OW							10 GIG	
 	065-246-10	MLCQG-24-MM-P-BLK	LC	24	Phos. Bronze	MM	PC	Aqua	Black	LCGQ
	065-246-11	MLCQG-24-MM-P-OW							10 GIG	

Blank Adapter Panels

 gomultilink.com/categories/fiber-distribution-units/adapter-panels

















Stock ID	Description
A 065-387-10	SC Simplex Panel Plug
B 065-388-10	SC Duplex Panel Plug
C 065-765-10	SC Simplex Panel Plug (Flangeless)
D 065-766-10	LC Duplex Panel Plug
E 065-767-10	ST Panel Plug

Stock ID	Model #	Conn. Type	# Of Conn.	Plate Color
 10-6061	MSCB-06-BB-BLK	SC	6	Black
	10-6063			MSCB-06-BB-OW
 065-390-10	MSCG-12-MM-P-BLK	SC Duplex or LC Quad	3	Black
	065-390-11			MSCG-12-MM-P-OW
 10-5534	MSCBH-03-NB-BLK	SC Duplex or LC Quad	6	Black
	10-8187			MSCBH-03-NB-OW
 10-5455	MSTA-03-BB-BLK	ST	6	Black
	10-5450			MSTA-03-BB-OW
 10-9188	MSTA-12-BB-BLK	ST	12	Black
	10-9189			MSTA-12-BB-OW
 10-4610	MLCD-03-NB-BLK	LC Duplex	6	Black
	10-4609			MLCD-03-NB-OW

Blank Adapter Panels

 gomultilink.com/categories/fiber-distribution-units/adapter-panels



	Stock ID	Model #	Conn. Type	# Of Conn.	Plate Color
 	10-8750	MFCB-03-DB-BLK	FC	6	Black
	10-8752	MFCB-03-DB-OW			Off White
 	065-227-10	MFCB-12-DB-BLK	FC	12	Black
	065-227-11	MFCB-12-DB-OW			Off White
 	065-354-10	MKJB-04-NB-BLK	Keystone	4	Black
	065-354-11	MKJB-04-NB-OW			Off White
 	065-862-10	MKJB-06-NB-BLK	Keystone	6	Black
 	065-389-10	MTP-06-BK	LC	6	Black
	065-389-11	MTP-06-OW			Off White
 	065-378-10	MTP-08-BK	MTP	8	Black
	065-378-11	MTP-08-OW			Off White
 	10-7666	MFMB-600BB-BLK	-	0	Black
	10-7668	MFMB-600BB-OW			Off White

Fiber Optic Adapters

 gomultilink.com/categories/fiber-connectivity/adapters



	Stock ID	Type	Fiber Polish	Mode	Sleeve Material	Color	Foot Print
	99306	ST	Any	MM	Phos. Bronze	Chrome	Any
	99307	ST		SM	Ceramic		
	99309	FC	Any	MM	Phos. Bronze	Chrome	FC
	99310	FC		SM	Ceramic		
	10-1688	MTRJ	PC	MM or SM	N/A	Black	MTRJ
	99304	SC Simplex	UPC	SM	Ceramic	Blue	SC Simplex
	10-5513	SC Duplex	UPC	SM	Ceramic	Blue	SC Duplex
	10-3642	SC Simplex	APC	SM	Ceramic	Green	SC Simplex

	Stock ID	Type	Fiber Polish	Mode	Sleeve Material	Color	Foot Print
	10-5378	SC Duplex	APC	SM	Ceramic	Green	SC Duplex
	10-5382	SC Simplex	PC	MM	Phos. Bronze	Beige	SC Simplex
	99302	SC Simplex 10 GIG	PC	MM	Phos. Bronze	Aqua	SC Simplex
	065-236-10	SC Simplex 10 GIG	MTP	MM	Phos. Bronze	Aqua	SC Simplex
	065-237-10	SC Duplex 10 GIG	PC	MM	Phos. Bronze	Aqua	SC Duplex

Fiber Optic Adapters

 gomultilink.com/categories/fiber-connectivity/adapters



	Stock ID	Type	Fiber Polish	Mode	Sleeve Material	Color	Foot Print
	10-4605	LC Duplex	UPC	SM	Ceramic	Blue	LC Duplex
	065-607-10	LC Duplex	UPC	SM	Ceramic	Blue	SC Simplex
	065-239-10	LC Quad	UPC	SM	Ceramic	Blue	SC Duplex
	065-414-10	LC Duplex	APC	SM	Ceramic	Green	LC Duplex
	065-597-10	LC Duplex	APC	SM	Ceramic	Green	SC Simplex
	065-419-10	LC Quad	APC	SM	Ceramic	Green	SC Duplex
	10-9711	LC Duplex	PC	MM	Phos. Bronze	Beige	LC Duplex

	Stock ID	Type	Fiber Polish	Mode	Sleeve Material	Color	Foot Print
	065-204-10	LC Duplex	PC	MM	Phos. Bronze	Beige	SC Simplex
	065-238-10	LC Quad	PC	MM	Phos. Bronze	Beige	SC Duplex
	065-240-10	LC Duplex 10 GIG	PC	MM	Phos. Bronze	Aqua	SC Simplex
	065-241-10	LC Quad 10 GIG	PC	MM	Phos. Bronze	Aqua	SC Duplex
	065-146-10	MTP	APC	SM	N/A	Black	MTP
	065-146-20	MTP	PC	MM	N/A	Aqua	MTP


Fiber Assemblies

Multilink's in-house fiber shop allows us to configure a wide array of fiber optic assemblies with minimal lead times. Options include jumpers, pigtails, and drop cables with standard connectors and adapters (SC, LC, ST, IP) as well as a host of other choices. Our on-line interactive [fiber assembly configurator](#) offers a hands-on approach to help you design your ideal assembly. Included with every assembly is an insertion loss test result so you know how your assembly will perform. Whether you're using them for indoor or outdoor applications, all our assemblies are built using bend-insensitive fiber, end-face geometry testing, and strict ISO 9000 quality management standards.


- » Minimal lead times
- » Extensive customization options
- » Terminated to meet or exceed Telcordia standards
- » Indoor and outdoor applications

 gomultilink.com/categories/fiber-optic-assembly

Multilink[®]
Simply More...



CUSTOM ASSEMBLIES | FAST TURN AROUND | QUALITY TESTED



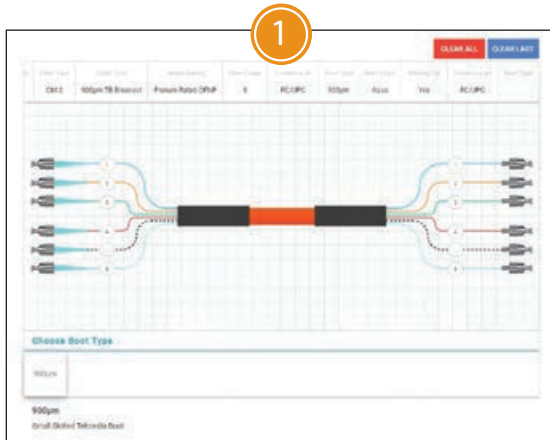


Online Fiber Configurator

 gomultilink.com/fiber-configurator/

Multilink
Simply More...

Product Configurators: The More Accessible, the Better



Configurators are powerful tools that allow businesses to communicate with customers to create custom-tailored products that fulfill requirements. Gone are the days of complex order forms, tiny mistakes, and long processing times; now, companies with a strong web presence allow consumers to select options directly.

The rise in online visualization technologies is directly tied to the increasing presence of configurators that eliminate user error. As web design has improved, well-crafted websites –


even corporate ones – have been built with user experience in mind, so that anyone can learn their way around them without issue. To cut down on mistakes and frustration, the tools housed on these websites need to be similarly approachable.

That's the philosophy Multilink had in mind when we created our online interactive fiber assembly configurator. This handy tool allows customers to personalize their fiber assemblies, allowing them to select everything from major components

such as fiber and connectors all the way down to details such as boot type and color.

The configurator has a number of handy features to make the process as smooth as possible. It illustrates a picture of what your assembly will look like as you're building it, allowing you to visualize the finished product. Additionally, the configurator is responsive – no matter what combination of components you choose, the configurator will only present you with possible options.

Pigtails | For Use In Rack And Wall Mount Fiber Distribution Enclosures


MPO configurations are available by special order, if noted. 

For GSA / Buy American Compliant Pigtails Please Add (-ML) To The End Of Your Stock ID ex: 10-6415-ML 


 gomultilink.com/categories/fiber-optic-assembly/pigtails



Stock ID	Connector/ Polish	# of Fibers	Overall Length (m)
Spiral Wrapped			
10-6415	SC/UPC	6	3
10-6416		12	
10-6417	SC/APC	6	3
10-6418		12	
065-089-10	ST/UPC	6	3
065-090-10		12	
065-808-10	LC/UPC	6	3
065-180-10		12	
10-8703	FC/UPC	6	3
065-365-10		12	
065-810-10	LC/APC	6	3
		12	
OFNR (Yellow)			
065-370-10	SC/UPC	6	3
065-371-10		12	
065-394-10	SC/APC	6	3
065-395-10		12	
065-374-10	ST/UPC	6	3
065-375-10		12	
065-809-10	LC/UPC	6	3
065-396-10		12	
065-811-10	LC/APC	6	3
065-437-10		12	
OFNR (Yellow)			
065-282-10	SC/UPC	12	3
065-523-10	SC/APC	12	3
065-561-10	LC/UPC	12	3




Stock ID Shown:
10-6418



Stock ID Shown:
065-375-10

Stock ID	Connector/ Polish	# of Fibers	Overall Length (m)
Spiral Wrapped			
065-055-10	SC/PC	6	3
065-228-10		12	
065-056-10	ST/PC	6	3
065-101-10		12	
065-812-10	LC/PC	6	3
065-179-10		12	
065-178-10	FC/PC	6	3
OFNR (Orange)			
065-372-10	SC/PC	6	3
065-373-10		12	
065-376-10	ST/PC	6	3
065-377-10		12	
065-813-10	LC/PC	6	3
065-397-10		12	
OFNR (Aqua)			
065-439-10	SC/PC	6	3
065-438-10		12	
065-494-10	ST/PC	12	3
065-815-10	LC/PC	6	3
065-487-10		12	



Stock ID Shown:
065-373-10



Stock ID Shown:
065-487-10

» Point-Of-Purchase Packaging Sale Bags
Include Fiber Cable, Test Data & Labeling

Single Mode Simplex Jumpers

For GSA / Buy American Compliant Pigtails Please Add (-ML) To The End Of Your Stock ID ex: 10-6415-ML 

» Point-Of-Purchase Packaging Sale Bags Include Fiber Cable, Test Data & Labeling

 gomultilink.com/categories/fiber-optic-assembly/jumpers




UPC / Simplex

STOCK ID	# 1 CONNECTOR	# 2 CONNECTOR	CABLE CORE/CLAD	CABLE JACKET	CABLE COLOR	LENGTH (M)
10-6310	ST/UPC	ST/UPC	9/125µm	2.9-3.0mm	Yellow	1
10-6311	ST/UPC	ST/UPC	9/125µm	2.9-3.0mm	Yellow	2
10-6312	ST/UPC	ST/UPC	9/125µm	2.9-3.0mm	Yellow	3
10-6313	ST/UPC	ST/UPC	9/125µm	2.9-3.0mm	Yellow	5
10-6314	ST/UPC	ST/UPC	9/125µm	2.9-3.0mm	Yellow	10
10-6315	SC/UPC	SC/UPC	9/125µm	2.9-3.0mm	Yellow	1
10-6316	SC/UPC	SC/UPC	9/125µm	2.9-3.0mm	Yellow	2
10-6317	SC/UPC	SC/UPC	9/125µm	2.9-3.0mm	Yellow	3
10-6318	SC/UPC	SC/UPC	9/125µm	2.9-3.0mm	Yellow	5
10-6319	SC/UPC	SC/UPC	9/125µm	2.9-3.0mm	Yellow	10
10-6320	LC/UPC	LC/UPC	9/125µm	2.9-3.0mm	Yellow	1
10-6321	LC/UPC	LC/UPC	9/125µm	2.9-3.0mm	Yellow	2
10-6322	LC/UPC	LC/UPC	9/125µm	2.9-3.0mm	Yellow	3
10-6323	LC/UPC	LC/UPC	9/125µm	2.9-3.0mm	Yellow	5
10-6324	LC/UPC	LC/UPC	9/125µm	2.9-3.0mm	Yellow	10
10-6325	FC/UPC	FC/UPC	9/125µm	2.9-3.0mm	Yellow	1
10-6326	FC/UPC	FC/UPC	9/125µm	2.9-3.0mm	Yellow	2
10-6327	FC/UPC	FC/UPC	9/125µm	2.9-3.0mm	Yellow	3
10-6328	FC/UPC	FC/UPC	9/125µm	2.9-3.0mm	Yellow	5
10-6329	FC/UPC	FC/UPC	9/125µm	2.9-3.0mm	Yellow	10

APC / Simplex

STOCK ID	# 1 CONNECTOR	# 2 CONNECTOR	CABLE CORE/CLAD	CABLE JACKET	CABLE COLOR	LENGTH (M)
10-6400	FC/APC	FC/APC	9/125µm	2.9-3.0mm	Yellow	1
10-6401	FC/APC	FC/APC	9/125µm	2.9-3.0mm	Yellow	2
10-6402	FC/APC	FC/APC	9/125µm	2.9-3.0mm	Yellow	3
10-6403	FC/APC	FC/APC	9/125µm	2.9-3.0mm	Yellow	5
10-6404	FC/APC	FC/APC	9/125µm	2.9-3.0mm	Yellow	10
10-6405	SC/APC	SC/APC	9/125µm	2.9-3.0mm	Yellow	1
10-6406	SC/APC	SC/APC	9/125µm	2.9-3.0mm	Yellow	2
10-6407	SC/APC	SC/APC	9/125µm	2.9-3.0mm	Yellow	3
10-6408	SC/APC	SC/APC	9/125µm	2.9-3.0mm	Yellow	5
10-6409	SC/APC	SC/APC	9/125µm	2.9-3.0mm	Yellow	10

Single Mode Duplex Jumpers

For GSA / Buy American Compliant Pigtails Please Add (-ML) To The End Of Your Stock ID ex: 10-6415-ML 

» Point-Of-Purchase Packaging Sale Bags Include Fiber Cable, Test Data & Labeling

 gomultilink.com/categories/fiber-optic-assembly/jumpers



UPC / Duplex


STOCK ID	# 1 CONNECTOR	# 2 CONNECTOR	CABLE CORE/CLAD	CABLE JACKET	CABLE COLOR	LENGTH (M)
10-6330	ST/UPC	ST/UPC	9/125µm	2.9-3.0mm	Yellow	1
10-6331	ST/UPC	ST/UPC	9/125µm	2.9-3.0mm	Yellow	2
10-6332	ST/UPC	ST/UPC	9/125µm	2.9-3.0mm	Yellow	3
10-6333	ST/UPC	ST/UPC	9/125µm	2.9-3.0mm	Yellow	5
10-6334	ST/UPC	ST/UPC	9/125µm	2.9-3.0mm	Yellow	10
10-6335	SC/UPC	SC/UPC	9/125µm	2.9-3.0mm	Yellow	1
10-6336	SC/UPC	SC/UPC	9/125µm	2.9-3.0mm	Yellow	2
10-6337	SC/UPC	SC/UPC	9/125µm	2.9-3.0mm	Yellow	3
10-6338	SC/UPC	SC/UPC	9/125µm	2.9-3.0mm	Yellow	5
10-6339	SC/UPC	SC/UPC	9/125µm	2.9-3.0mm	Yellow	10
10-6340	LC/UPC	LC/UPC	9/125µm	2.9-3.0mm	Yellow	1
10-6341	LC/UPC	LC/UPC	9/125µm	2.9-3.0mm	Yellow	2
10-6342	LC/UPC	LC/UPC	9/125µm	2.9-3.0mm	Yellow	3
10-6343	LC/UPC	LC/UPC	9/125µm	2.9-3.0mm	Yellow	5
10-6344	LC/UPC	LC/UPC	9/125µm	2.9-3.0mm	Yellow	10
10-6345	FC/UPC	FC/UPC	9/125µm	2.9-3.0mm	Yellow	1
10-6346	FC/UPC	FC/UPC	9/125µm	2.9-3.0mm	Yellow	2
10-6347	FC/UPC	FC/UPC	9/125µm	2.9-3.0mm	Yellow	3
10-6348	FC/UPC	FC/UPC	9/125µm	2.9-3.0mm	Yellow	5
10-6349	FC/UPC	FC/UPC	9/125µm	2.9-3.0mm	Yellow	10



APC / Duplex

STOCK ID	# 1 CONNECTOR	# 2 CONNECTOR	CABLE CORE/CLAD	CABLE JACKET	CABLE COLOR	LENGTH (M)
065-529-10	SC/APC	SC/APC	9/125µm	2.9-3.0mm	Yellow	1
065-527-10	SC/APC	SC/APC	9/125µm	2.9-3.0mm	Yellow	2
065-489-10	SC/APC	SC/APC	9/125µm	2.9-3.0mm	Yellow	3
065-534-10	SC/APC	SC/APC	9/125µm	2.9-3.0mm	Yellow	5
065-512-10	SC/APC	SC/APC	9/125µm	2.9-3.0mm	Yellow	10

Single Mode Hybrid Jumpers

For GSA / Buy American Compliant Pigtails Please Add (-ML) To The End Of Your Stock ID ex: 10-6415-ML 

» Point-Of-Purchase Packaging Sale Bags Include Fiber Cable, Test Data & Labeling

 gomultilink.com/categories/fiber-optic-assembly/jumpers



UPC / Simplex

STOCK ID	#1 CONNECTOR	#2 CONNECTOR	CABLE CORE/CLAD	CABLE JACKET	CABLE COLOR	LENGTH (M)
10-6380	ST/UPC	SC/UPC	9/125µm	2.9-3.0mm	Yellow	1
10-6381	ST/UPC	SC/UPC	9/125µm	2.9-3.0mm	Yellow	2
10-6382	ST/UPC	SC/UPC	9/125µm	2.9-3.0mm	Yellow	3
10-6383	ST/UPC	SC/UPC	9/125µm	2.9-3.0mm	Yellow	5
10-6384	ST/UPC	SC/UPC	9/125µm	2.9-3.0mm	Yellow	10
10-6385	LC/UPC	SC/UPC	9/125µm	2.9-3.0mm	Yellow	1
10-6386	LC/UPC	SC/UPC	9/125µm	2.9-3.0mm	Yellow	2
10-6387	LC/UPC	SC/UPC	9/125µm	2.9-3.0mm	Yellow	3
10-6388	LC/UPC	SC/UPC	9/125µm	2.9-3.0mm	Yellow	5
10-6389	LC/UPC	SC/UPC	9/125µm	2.9-3.0mm	Yellow	10

UPC / Duplex

STOCK ID	#1 CONNECTOR	#2 CONNECTOR	CABLE CORE/CLAD	CABLE JACKET	CABLE COLOR	LENGTH (M)
10-6390	ST/UPC	SC/UPC	9/125µm	2.9-3.0mm	Yellow	1
10-6391	ST/UPC	SC/UPC	9/125µm	2.9-3.0mm	Yellow	2
10-6392	ST/UPC	SC/UPC	9/125µm	2.9-3.0mm	Yellow	3
10-6393	ST/UPC	SC/UPC	9/125µm	2.9-3.0mm	Yellow	5
10-6394	ST/UPC	SC/UPC	9/125µm	2.9-3.0mm	Yellow	10
10-6395	LC/UPC	SC/UPC	9/125µm	2.9-3.0mm	Yellow	1
10-6396	LC/UPC	SC/UPC	9/125µm	2.9-3.0mm	Yellow	2
10-6397	LC/UPC	SC/UPC	9/125µm	2.9-3.0mm	Yellow	3
10-6398	LC/UPC	SC/UPC	9/125µm	2.9-3.0mm	Yellow	5
10-6399	LC/UPC	SC/UPC	9/125µm	2.9-3.0mm	Yellow	10

APC / Simplex

STOCK ID	#1 CONNECTOR	#2 CONNECTOR	CABLE CORE/CLAD	CABLE JACKET	CABLE COLOR	LENGTH (M)
10-6410	FC/APC	SC/APC	9/125µm	2.9-3.0mm	Yellow	1
10-6411	FC/APC	SC/APC	9/125µm	2.9-3.0mm	Yellow	2
10-6412	FC/APC	SC/APC	9/125µm	2.9-3.0mm	Yellow	3
10-6413	FC/APC	SC/APC	9/125µm	2.9-3.0mm	Yellow	5
10-6414	FC/APC	SC/APC	9/125µm	2.9-3.0mm	Yellow	10



Multi Mode Simplex Jumpers

For GSA / Buy American Compliant Pigtails Please Add (-ML) To The End Of Your Stock ID ex: 10-6415-ML



» Point-Of-Purchase Packaging Sale Bags Include Fiber Cable, Test Data & Labeling

gomultilink.com/categories/fiber-optic-assembly/jumpers




50/125µm

STOCK ID	# 1 CONNECTOR	# 2 CONNECTOR	CABLE CORE/CLAD	CABLE JACKET	CABLE COLOR	LENGTH (M)
10-6266	ST	ST	50/125µm	2.9-3.0mm	Orange	1
10-6267	ST	ST	50/125µm	2.9-3.0mm	Orange	3
10-6268	ST	ST	50/125µm	2.9-3.0mm	Orange	5
10-6269	ST	ST	50/125µm	2.9-3.0mm	Orange	10
10-6270	SC	SC	50/125µm	2.9-3.0mm	Orange	1
10-6271	SC	SC	50/125µm	2.9-3.0mm	Orange	3
10-6272	SC	SC	50/125µm	2.9-3.0mm	Orange	5
10-6273	SC	SC	50/125µm	2.9-3.0mm	Orange	10
10-6274	LC	LC	50/125µm	2.9-3.0mm	Orange	1
10-6275	LC	LC	50/125µm	2.9-3.0mm	Orange	3
10-6276	LC	LC	50/125µm	2.9-3.0mm	Orange	5
10-6277	LC	LC	50/125µm	2.9-3.0mm	Orange	10

62.5/125µm

STOCK ID	# 1 CONNECTOR	# 2 CONNECTOR	CABLE CORE/CLAD	CABLE JACKET	CABLE COLOR	LENGTH (M)
10-6241	ST	ST	62.5/125µm	2.9-3.0mm	Orange	1
10-6242	ST	ST	62.5/125µm	2.9-3.0mm	Orange	2
10-6243	ST	ST	62.5/125µm	2.9-3.0mm	Orange	3
10-6244	ST	ST	62.5/125µm	2.9-3.0mm	Orange	5
10-6245	ST	ST	62.5/125µm	2.9-3.0mm	Orange	10
10-6246	SC	SC	62.5/125µm	2.9-3.0mm	Orange	1
10-6247	SC	SC	62.5/125µm	2.9-3.0mm	Orange	2
10-6248	SC	SC	62.5/125µm	2.9-3.0mm	Orange	3
10-6249	SC	SC	62.5/125µm	2.9-3.0mm	Orange	5
10-6250	SC	SC	62.5/125µm	2.9-3.0mm	Orange	10
10-6251	LC	LC	62.5/125µm	2.9-3.0mm	Orange	1
10-6252	LC	LC	62.5/125µm	2.9-3.0mm	Orange	2
10-6253	LC	LC	62.5/125µm	2.9-3.0mm	Orange	3
10-6254	LC	LC	62.5/125µm	2.9-3.0mm	Orange	5
10-6255	LC	LC	62.5/125µm	2.9-3.0mm	Orange	10

Multi Mode Duplex Jumpers

For GSA / Buy American Compliant Pigtails Please Add (-ML) To The End Of Your Stock ID ex: 10-6415-ML 

» Point-Of-Purchase Packaging Sale Bags Include Fiber Cable, Test Data & Labeling

 gomultilink.com/categories/fiber-optic-assembly/jumpers

50/125µm

STOCK ID	# 1 CONNECTOR	# 2 CONNECTOR	CABLE CORE/CLAD	CABLE JACKET	CABLE COLOR	LENGTH (M)
10-6194	ST	ST	50/125µm	2.9-3.0mm	Orange	1
10-6195	ST	ST	50/125µm	2.9-3.0mm	Orange	3
10-6196	ST	ST	50/125µm	2.9-3.0mm	Orange	5
10-6197	ST	ST	50/125µm	2.9-3.0mm	Orange	10
10-6198	SC	SC	50/125µm	2.9-3.0mm	Orange	1
10-6199	SC	SC	50/125µm	2.9-3.0mm	Orange	3
10-6200	SC	SC	50/125µm	2.9-3.0mm	Orange	5
10-6201	SC	SC	50/125µm	2.9-3.0mm	Orange	10
10-6202	LC	LC	50/125µm	2.9-3.0mm	Orange	1
10-6203	LC	LC	50/125µm	2.9-3.0mm	Orange	3
10-6204	LC	LC	50/125µm	2.9-3.0mm	Orange	5
10-6205	LC	LC	50/125µm	2.9-3.0mm	Orange	10



62.5/125µm

STOCK ID	# 1 CONNECTOR	# 2 CONNECTOR	CABLE CORE/CLAD	CABLE JACKET	CABLE COLOR	LENGTH (M)
10-6278	ST	ST	62.5/125µm	2.9-3.0mm	Orange	1
10-6279	ST	ST	62.5/125µm	2.9-3.0mm	Orange	2
10-6280	ST	ST	62.5/125µm	2.9-3.0mm	Orange	3
10-6281	ST	ST	62.5/125µm	2.9-3.0mm	Orange	5
10-6282	ST	ST	62.5/125µm	2.9-3.0mm	Orange	10
10-6283	SC	SC	62.5/125µm	2.9-3.0mm	Orange	1
10-6284	SC	SC	62.5/125µm	2.9-3.0mm	Orange	2
10-6285	SC	SC	62.5/125µm	2.9-3.0mm	Orange	3
10-6286	SC	SC	62.5/125µm	2.9-3.0mm	Orange	5
10-6287	SC	SC	62.5/125µm	2.9-3.0mm	Orange	10
10-6288	LC	LC	62.5/125µm	2.9-3.0mm	Orange	1
10-6289	LC	LC	62.5/125µm	2.9-3.0mm	Orange	2
10-6290	LC	LC	62.5/125µm	2.9-3.0mm	Orange	3
10-6291	LC	LC	62.5/125µm	2.9-3.0mm	Orange	5
10-6292	LC	LC	62.5/125µm	2.9-3.0mm	Orange	10



Multi Mode Hybrid Jumpers

For GSA / Buy American Compliant Pigtails Please Add (-ML) To The End Of Your Stock ID ex: 10-6415-ML



» Point-Of-Purchase Packaging Sale Bags Include Fiber Cable, Test Data & Labeling

gomultilink.com/categories/fiber-optic-assembly/jumpers

Simplex

STOCK ID	# 1 CONNECTOR	# 2 CONNECTOR	CABLE CORE/CLAD	CABLE JACKET	CABLE COLOR	LENGTH (M)
10-6256	ST	SC	62.5/125µm	2.9-3.0mm	Orange	1
10-6257	ST	SC	62.5/125µm	2.9-3.0mm	Orange	2
10-6258	ST	SC	62.5/125µm	2.9-3.0mm	Orange	3
10-6259	ST	SC	62.5/125µm	2.9-3.0mm	Orange	5
10-6260	ST	SC	62.5/125µm	2.9-3.0mm	Orange	10
10-6261	SC	LC	62.5/125µm	2.9-3.0mm	Orange	1
10-6262	SC	LC	62.5/125µm	2.9-3.0mm	Orange	2
10-6263	SC	LC	62.5/125µm	2.9-3.0mm	Orange	3
10-6264	SC	LC	62.5/125µm	2.9-3.0mm	Orange	5
10-6265	SC	LC	62.5/125µm	2.9-3.0mm	Orange	10

Duplex

STOCK ID	# 1 CONNECTOR	# 2 CONNECTOR	CABLE CORE/CLAD	CABLE JACKET	CABLE COLOR	LENGTH (M)
10-6184	ST	SC	62.5/125µm	2.9-3.0mm	Orange	1
10-6185	ST	SC	62.5/125µm	2.9-3.0mm	Orange	2
10-6186	ST	SC	62.5/125µm	2.9-3.0mm	Orange	3
10-6187	ST	SC	62.5/125µm	2.9-3.0mm	Orange	5
10-6188	ST	SC	62.5/125µm	2.9-3.0mm	Orange	10
10-6189	SC	LC	62.5/125µm	2.9-3.0mm	Orange	1
10-6190	SC	LC	62.5/125µm	2.9-3.0mm	Orange	2
10-6191	SC	LC	62.5/125µm	2.9-3.0mm	Orange	3
10-6192	SC	LC	62.5/125µm	2.9-3.0mm	Orange	5
10-6193	SC	LC	62.5/125µm	2.9-3.0mm	Orange	10



10Gig Fiber Jumper

For GSA / Buy American Compliant Pigtails

Please Add (-ML) To The End Of Your Stock ID ex: 10-6415-ML



50/125µm

STOCK ID	# 1 CONNECTOR	# 2 CONNECTOR	CABLE CORE/CLAD	CABLE JACKET	CABLE COLOR	LENGTH (M)
10-6229	SC	SC	50/125µm	3.0mm	Aqua	1
10-6230	SC	SC	50/125µm	3.0mm	Aqua	2
10-6231	SC	SC	50/125µm	3.0mm	Aqua	3
10-6232	SC	SC	50/125µm	3.0mm	Aqua	5
10-6237	LC	LC	50/125µm	3.0mm	Aqua	1
10-6238	LC	LC	50/125µm	3.0mm	Aqua	2
10-6239	LC	LC	50/125µm	3.0mm	Aqua	3
10-6240	LC	LC	50/125µm	3.0mm	Aqua	5

Node Assembly

 gomultilink.com/categories/fiber-optic-assembly/node-assembly

Multilink[®]
Simply More...

Node Assembly

STOCK ID	DESCRIPTION	LENGTH
066-742-10-ML	6 Fiber SC/APC OSP	100 ft.
066-074-10-ML	6 Fiber SC/APC OSP Armored	100 ft.
066-098-20-ML	6 Fiber SC/APC OSP Armored	200 ft.
066-883-10-ML	8 Fiber SC/APC OSP	100 ft.
066-658-070-ML	12 Fiber LC/UPC OSP Armored	100 ft.



*This is just a sampling of our node assemblies, many others are available. Contact us at 440.366.6966 for more information.

MicroDuct™ Fiber Optic Duct

Our MicroDuct™ Fiber Optic Ducts protect your sensitive fiber optic cables with a rigid PVC exterior that can take any corner without damaging or bending. With a flexural strength of 11,000 psi, a bend radius of six inches and a high impact strength rating, Multilink's MicroDuct™ is ideal for in-ground use. Features include Super Slic™ lining, optional tracer wire, printed footage markings and various different fiber counts.

- » Super Slic™ permanent lining makes pushing and pulling fiber easy
- » Printed Sequential Footage
- » Chemical and weather resistance, high impact strength rating
- » No lubricant needed
- » Lowest coefficient of friction
- » Riser applications for interior use

 gomultilink.com/categories/fiber-optic-duct

Multilink[®]
Simply More...



Available with custom printing.

EASILY PUSH & PULL FIBER | WEATHER RESISTANT | CHEMICAL RESISTANT



MicroDuct™ Fiber Optic Duct

 gomultilink.com/categories/fiber-optic-duct



MicroDuct™

STOCK ID	DESCRIPTION	INNER DIAMETER	OUTER DIAMETER	TRACER	FIBER COUNT	FIBER TYPE	COLOR	LENGTH
Super Slic Plus MicroDuct™								
039-672-10	Rigid Flexible PVC MicroDuct™, w/o Tracer	.48"	.63"	No	N/A	N/A	Orange	1,000 ft
039-673-10	Rigid Flexible PVC MicroDuct™, w/ Tracer	.48"	.63"	Yes	N/A	N/A	Orange	1,000 ft
039-674-10	Rigid Flexible PVC MicroDuct™, w/ Tracer	.48"	.63"	No	N/A	N/A	White	1,000 ft
039-675-10	Rigid Flexible PVC MicroDuct™, w/o Tracer	.48"	.63"	Yes	N/A	N/A	White	1,000 ft
039-666-10	Rigid Flexible PVC MicroDuct™, w/o Tracer	.22"	.38"	No	N/A	N/A	Orange	1,000 ft
039-667-10	Rigid Flexible PVC MicroDuct™, w/ Tracer	.22"	.38"	No	N/A	N/A	Orange	1,000 ft
039-663-10	Rigid Flexible PVC MicroDuct™, w/o Tracer	.22"	.38"	No	N/A	N/A	White	1,000 ft
039-663-20	Rigid Flexible PVC MicroDuct™, w/ Tracer	.22"	.38"	Yes	N/A	N/A	White	1,000 ft
039-668-10	Rigid Flexible PVC MicroDuct™, w/o Tracer	.40"	.55"	No	N/A	N/A	Orange	1,000 ft
039-669-10	Rigid Flexible PVC MicroDuct™, w/ Tracer	.40"	.55"	No	N/A	N/A	Orange	1,000 ft
039-670-10	Rigid Flexible PVC MicroDuct™, w/o Tracer	.40"	.55"	No	N/A	N/A	White	1,000 ft
039-671-10	Rigid Flexible PVC MicroDuct™, w/ Tracer	.40"	.55"	Yes	N/A	N/A	White	1,000 ft

NOTE: Also available with pull tape.

MicroDuct™ Fiber Optic Duct

 gomultilink.com/categories/fiber-optic-duct



MicroDuct™

STOCK ID	DESCRIPTION	INNER DIAMETER	OUTER DIAMETER	TRACER	FIBER COUNT	FIBER TYPE	COLOR	LENGTH
Super Slic Plus MicroDuct™								
066-604-01	Rigid Flexible PVC, 1 Fiber SpeedFlex™, w/o Tracer	.22"	.38"	No	1	SpeedFlex™	Orange	1,000 ft
066-605-01	Rigid Flexible PVC, 1 Fiber SpeedFlex™, w/ Tracer	.22"	.38"	Yes	1	SpeedFlex™	Orange	1,000 ft
066-604-02	Rigid Flexible PVC, 2 Fiber SpeedFlex™, w/o Tracer	.22"	.38"	No	2	SpeedFlex™	Orange	1,000 ft
066-605-02	Rigid Flexible PVC, 2 Fiber SpeedFlex™, w/ Tracer	.22"	.38"	Yes	2	SpeedFlex™	Orange	1,000 ft
066-713-31	Rigid Flexible PVC, 1 Fiber SpeedFlex™, w/ Tracer	.22"	.38"	Yes	1	SpeedFlex™	White	1,000 ft
066-520-41	Rigid Flexible PVC, 1 Fiber SpeedFlex™, w/o Tracer	.22"	.38"	No	1	SpeedFlex™	White	1,000 ft
066-713-32	Rigid Flexible PVC, 2 Fiber SpeedFlex™, w Tracer	.22"	.38"	Yes	2	SpeedFlex™	White	1,000 ft
066-520-32	Rigid Flexible PVC, 2 Fiber SpeedFlex™ w/o Tracer	.22"	.38"	No	2	SpeedFlex™	White	1,000 ft

Micro Duct Accessories

STOCK ID	DESCRIPTION	DIMENSIONS	MATERIAL
085-158-10	Duct Cutters		Body - Plastic, Blade - Stainless Steel
039-662-20	MicroDuct™ Coupler	Inner Diameter: .375"	Plastic



Mass Distribution Points

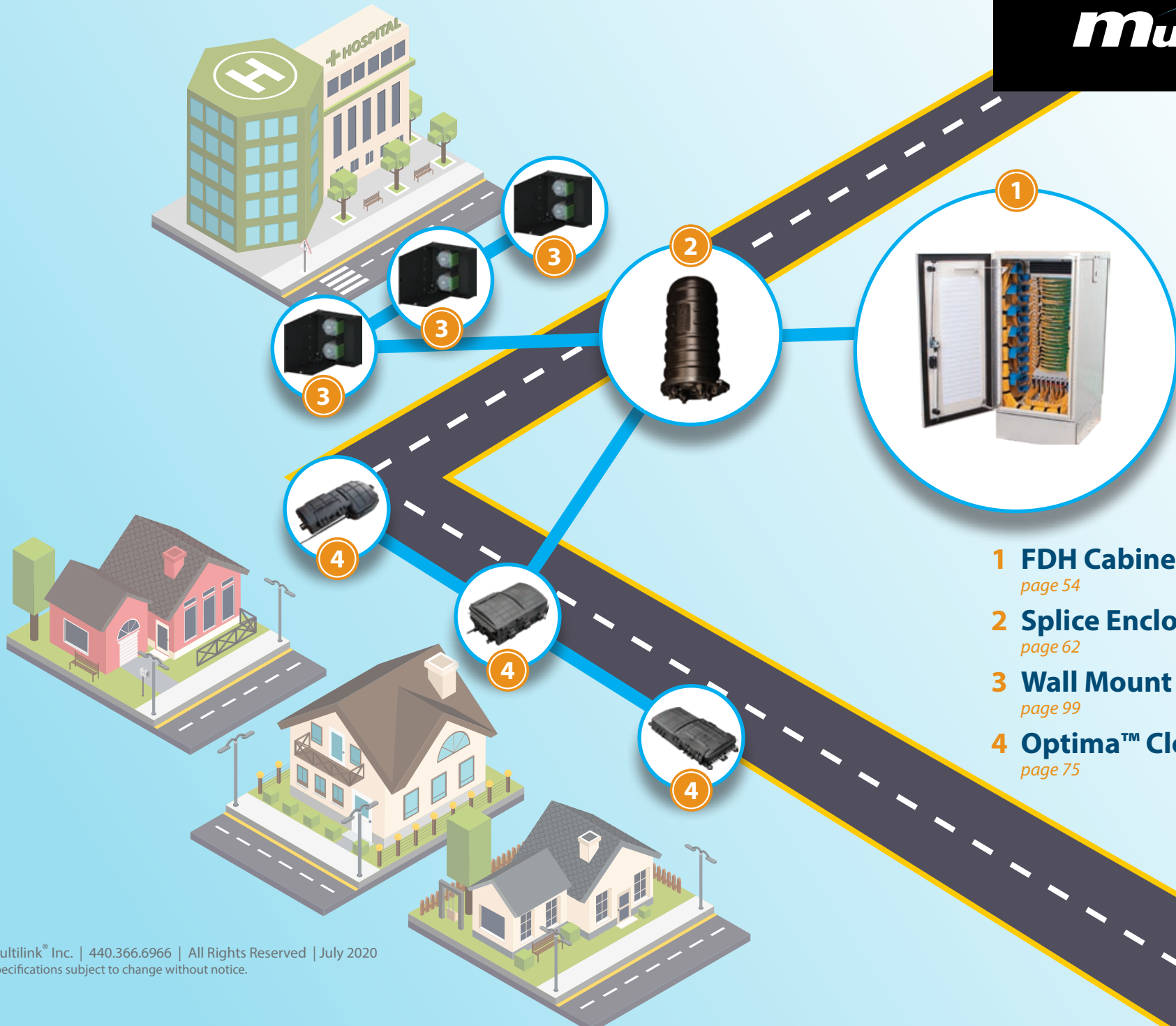
Cabinets are critical network components that are often overlooked. Cabinets can be considered an extension of your head-end or central office or even a miniature hub site. With that in mind, Multilink's line of cabinets are engineered to withstand many different environments and levels of abuse. They are fabricated and powder coated at our campus located in Ohio. Our cabinets are designed for a variety of applications and climates and feature options such as air conditioning, tamper switches, and heat exchangers so you can be sure your equipment will be safe in a Multilink cabinet.

FDH Cabinets

page 54

Rack Rail Cabinets/ Wi-fi Back Haul

page 58



- 1 FDH Cabinet**
page 54
- 2 Splice Enclosure**
page 62
- 3 Wall Mount Enclosure**
page 99
- 4 Optima™ Closure**
page 75

Fiber Distribution Hub (FDH)

Multilink's Fiber Distribution Hubs are engineered for excellent fiber management and intuitively designed for cross-connect configurations, configurable splitting and plug-and-play technologies. Our line of FDH cabinets can be ground, pole, and wall mounted. Customized cabinets are available and are designed in-house by our highly talented engineering department. All FDH cabinets are designed to meet Telcordia and NEMA specifications.


- » Customizable
- » Field expansion capabilities
- » High fiber capacity
- » Excellent fiber management

 gomultilink.com/categories/fdh-cabinets

Multilink
Simply More...



CONFIGURABLE SPLITTING | CUSTOM DESIGNED IN-HOUSE | PLUG-AND-PLAY



Fiber Distribution Hubs (FDH)

 gomultilink.com/categories/cabinets/fdh-cabinets



Splice Hub™

NEMA 4 rated and Telcordia compliant (please review online specifications for all rated standards). A dual door design allows technicians access to both feeder and distribution partitions for easy repair or installation of new or existing fiber. The doors are secured by a 3-point latch mechanism with cable entries on the bottom. Each Splice Hub is cassette based and available with a variety of different types of connections and splitter configurations.

Stock ID	Description	DIMENSIONS	MATERIAL	FIBER CAPACITY	SPLITTER CAPACITY	CT-X CAPACITY	CABLE ENTRY	MOUNTING
Splice Hub™ 144								
030-327-10	A fast deployment, fully-configurable and field-upgradeable fiber distribution hub with a 144SC/288LC fiber capacity	30"H x 18"W x 24"D (with riser)	Corrosion Resistant Aluminum/Polyester Powder Coat	144 SC 288 LC	9	12	5 Bottom	Ground Pole Vault
Splice Hub™ 288								
030-301-20	A fast deployment, fully-configurable and field-upgradeable fiber distribution hub with a 288SC/576LC fiber capacity	42.5"H x 18"W x 24"D (with riser)	Corrosion Resistant Aluminum/Polyester Powder Coat	288 SC 576 LC	18	24	5 Bottom	Ground Pole Vault
Splice Hub™ 432								
030-302-20	A fast deployment, fully-configurable and field-upgradeable fiber distribution hub with a 432SC/864LC fiber capacity	54"H x 24"W x 24"D (with riser)	Corrosion Resistant Aluminum/Polyester Powder Coat	432 SC 864 LC	28	36	5 Bottom	Ground Pole Vault
Splice Hub™ 576								
030-303-20	A fast deployment, fully-configurable and field-upgradeable fiber distribution hub with a 576SC/1152LC fiber capacity	42.5"H x 36"W x 24"D (with riser)	Corrosion Resistant Aluminum/Polyester Powder Coat	576 SC 1152 LC	36	48	10 Bottom	Ground Vault



Fiber Distribution Hubs (FDH)

 gomultilink.com/categories/cabinets/fdh-cabinets



Hybrid Splice Hub™

NEMA 4 rated and Telcordia compliant (please review online specifications for all rated standards).

Stock ID	Description	DIMENSIONS	MATERIAL	FIBER CAPACITY	SPLITTER CAPACITY	CABLE ENTRY	MOUNTING
030-332-10	The most versatile fiber distribution hub (FDH) that we offer, available in 144, 288 and 576 fiber count termination utilizing SC or LC connectors. This cabinet is built around a rack rail design for 19" rack mountable equipment. Saves space inside the cabinet and manages the fibers stored within.	36"H x 30"W x 22"D	Corrosion Resistant Aluminum/ Polyester Powder Coat	288SC 576LC	18	6 Bottom	Ground Pole Vault



72 Count Wall Mount Fiber Distribution Hub

NEMA 4 rated and Telcordia compliant (please review online specifications for all rated standards). Designed for small, less intensive fiber deployments. Ideal for MDUs or locations that do not require 144 or more fiber distribution cabinets.

Stock ID	Description	DIMENSIONS	MATERIAL	FIBER CAPACITY	SPLITTER CAPACITY	CABLE ENTRY	MOUNTING
030-348-20	72 Count Fiber Distribution Hub	20"H x 21.2"W x 12"D	Corrosion Resistant Aluminum/ Polyester Powder Coat	72SC 144LC	6	5 Top 5 Bottom	Wall



072-061-10 Pole Mount Kit

072-105-11 Wall Mount Kit

Rack Rail Cabinets

Multilink's Rack Rail Cabinets are all fabricated, constructed and powder coated on-site at our campus facilities in the United States, cutting down on costs and production time. They work with air conditioning and heating HVAC units as well as Multilink's Life Saver™ roof technology to keep cabinet interiors 15°F-20°F cooler than competing storage options. Our Wi-Fi Back Haul Cabinet is NEMA 4 rated, so it can endure harsher conditions than other cabinets. Sporting various mounting choices for increased flexibility, Multilink's Rack Rail Cabinets are the most reliable and efficient storage solutions to shelter your sensitive network equipment from weather and vandalism.

- » Standardized 19" rack mount compatibility
- » Reliable environmental protection of network equipment
- » HVAC available options

 gomultilink.com/categories/rack-rail-cabinets



FAST DEPLOYMENT | FULLY CONFIGURABLE | FIELD UPGRADABLE

Wi-fi Back Haul Cabinet (WBH)

This environmentally-controlled cabinet shelters your sensitive equipment from harsh elements and vandalism. Single front door access to the 19" rack mounting rails allows for 12RU or 18RU mounting capacity for the equipment. Each MDH is available with a universal mounting bracket.



Stock ID	Description	DIMENSIONS	MATERIAL	POWER	HEATING/COOLING	CABLE ENTRY	MOUNTING
12RU Wi-fi Back Haul							
030-346-10	19" rack mounting rails allows for 12RU mounting capacity for the equipment. The standard unit comes with a 1RU 24 port SC/APC Termination Panel (other options available as well as a universal mounting bracket).	29"H x 29"W x 32"D (without AC) 29"H x 39"W x 32"D (with AC)	Corrosion Resistant Powder Coated Aluminum	(1) Quad Box Receptacle w/ Service Entrance	2000 BTU HVAC w/ Integrated 500W Heater	5 Entry Knockout Holes w/ 3 Stage Entry 1.375" x 1.696" x 2.5"	Ground Pole Wall
18RU Wi-fi Back Haul							
030-347-10	19" rack mounting rails allows for 18RU mounting capacity for the equipment. The standard unit comes with a 1RU 24 port SC/APC Termination Panel (other options available as well as a universal mounting bracket).	40"H x 29"W x 32"D (without AC) 40"H x 39"W x 32"D (with AC)	Corrosion Resistant Powder Coated Aluminum	(1) Quad Box Receptacle w/ Service Entrance	4000 BTU HVAC w/ Integrated 1000W Heater	5 Entry Knockout Holes w/ 3 Stage Entry 1.375" x 1.696" x 2.5"	Ground Pole Wall







Rack Rail Cabinets

 gomultilink.com/categories/rack-rail-cabinets



Wall Unistrut Mounts

Multilink's 19" Rack Rail Cabinets work with HVAC/heater units and feature Multilink's Life Saver™ roof to keep your equipment secure while saving space.

Stock ID	Description	DIMENSIONS	MATERIAL	POWER	HEATING/ COOLING	CABLE ENTRY	MOUNTING
Wall/Unistrut Mount 6RU							
 	030-251-30 19" rack mounting rails allows for 6RU mounting capacity for the equipment. Door is constructed with Padlockable Draw-Latch, Piano Hinge and Wind Stop.	17.9"H x 25.7"W x 18.6"D	Main Body: Powder Coated Aluminum Hardware: Stainless Steel	DC Wiring	Dual 100 CFM 48V DC Fans Door and Roof Louvers Backed w/ Screen	(4) Dual-Stage Knockouts 1.4-2.5" on Bottom (1) Single Stage Knockout 4" on Bottom (1) Single Stage Knockout 2" on Back (1) Single Stage Knockout 1" on Left Side	Wall or Unistrut Mount
Wall/Unistrut Mount 12RU							
 	030-180-40 Door is constructed with Padlockable 3 Point Latch, Piano Hinge and Wind Stop.	31"H x 26"W x 23.5"D	Main Body: Powder Coated Aluminum Hardware: Stainless Steel	125V Duplex Receptacle w/Service Entrance	Dual 100 CFM 48V DC Fans	4 X(Ø1.5 X 2.25") Dual Stage Knockouts 1 X(Ø4.00") Single Stage Knockout	Wall/ Unistrut/ Pad
	030-180-60 Pole Mount 12RU Backhaul Cabinet	31"H x 26"W x 26.2"D			Dual 100 CFM 48V DC Fans		
	030-180-25 Wall/Unistrut Mount 12RU w/o service entrance, fused 48V DC Fans	31"H x 22"W x 23.5"D			Dual 100 CFM 48V DC Fans		
	030-180-45 Wall/Unistrut Mount 12RU w/ Heat Exchanger	31"H x 25.75"W x 22.3"D			120V AC Heat Exchanger		
	745-560-P1 12" Pedestal	12"H x 20.14W x 22"d			N/A		
Opto-Electronic Enclosure							
 	030-129-10 Designed for 19" & 23" rack mounted equipment and to protect the equipment from the elements. Internal rack is 29RU. Two duplex GFI outlets and a fluorescent light that activates by an automatic pressure switch when the door opens. Solar shield above the roof provides additional protection from sun loading.	65.5"H x 28"W x 33"D	Main Body: Powder Coated Aluminum Hardware: Stainless Steel	(3) Duplex Receptacle GFCI, 15A, 125VAC, 60Hz	N/A	14" x 24" Rectangle Opening On Bottom, Rear	Pad
	030-129-20 Opto-Electronic Enclosure w/ A/C Unit & Service Entrance	65.5"H x 28"W x 33"D			4000 BTU Air Conditioning w/ Integral Heater		



Closures / Terminals

Multilink offers a number of different fiber optic closure systems in a variety of sizes, deployment types, and applications. Our closures have all been designed with ease of access in mind to reduce installation and service times. Pair our closures with our field-installable connectors to create one of the most versatile closure/terminal systems on the market.

Splice Enclosures

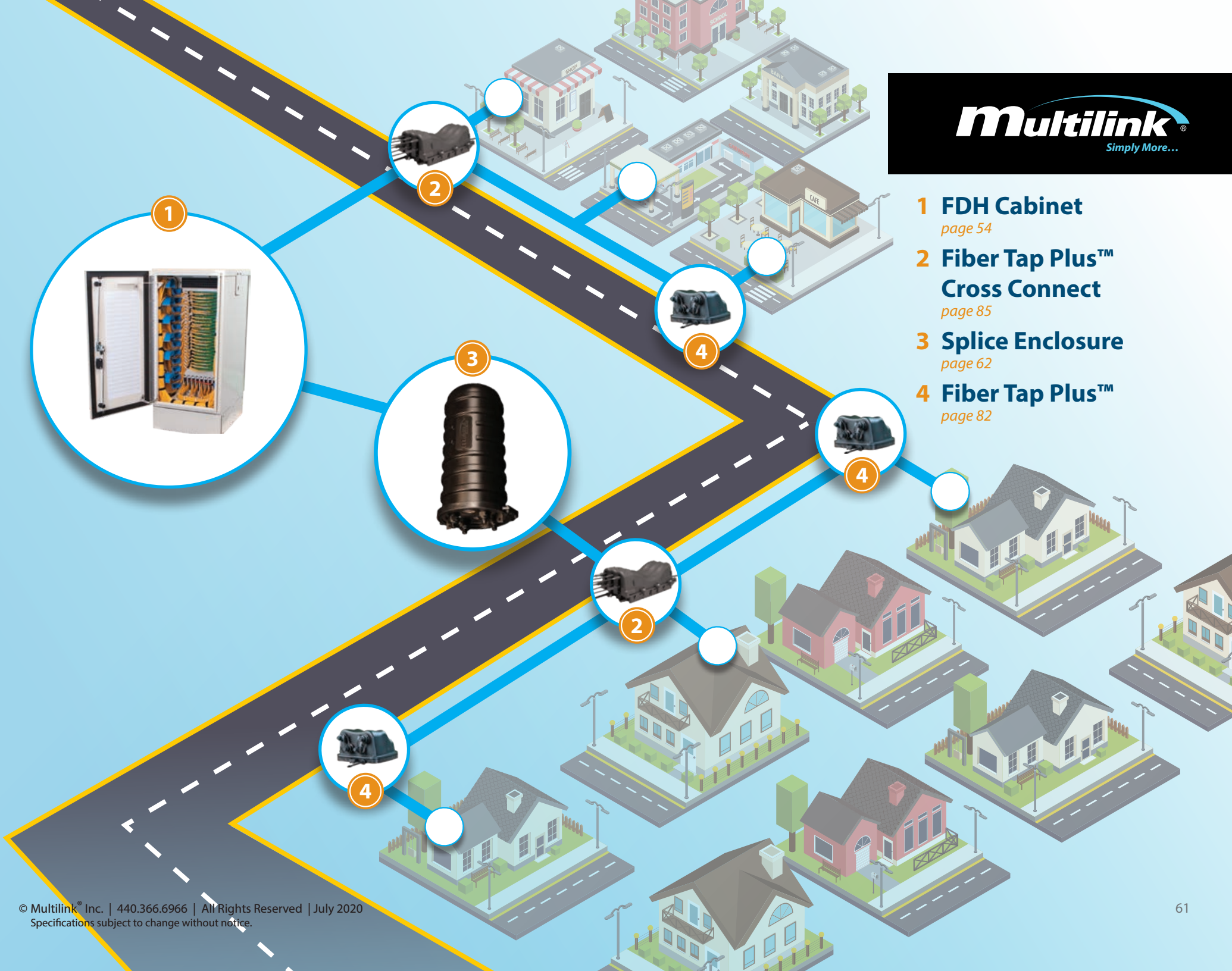
page 62

Optima™

page 75

Fiber Tap Plus™

page 81



- 1 FDH Cabinet**
page 54
- 2 Fiber Tap Plus™
Cross Connect**
page 85
- 3 Splice Enclosure**
page 62
- 4 Fiber Tap Plus™**
page 82

Splice Enclosures


Multilink's line of splice enclosures includes both in-line and dome configurations and are made to support a wide variety of fiber optic cable types and counts. Our dome-style enclosures feature a large slack storage basket and split end plate which includes (2) multicentric grommets for mid-span access. Our series of in-line style enclosures offer the ability to choose to enter the enclosure in both a butt or in-line style configuration giving you greater installation flexibility. Our enclosures can be installed above or below grade and require no special tools for installation.

- » Size variety for various fiber capacities
- » Multicentric grommet for numerous cable sizes
- » Split end plate for mid-span access deployments
- » No special tools needed

 gomultilink.com/categories/fiber-optic-closures/starfighter-dome-enclosure

 gomultilink.com/categories/fiber-optic-closures/starfighter-inline

Multilink
Simply More...



LARGE SLACK STORAGE AREA | INTUITIVE DESIGN



4024-D Starfighter™ Dome Enclosure

The Multilink 4024-D Starfighter™ Fiber Optic Dome Splice Enclosure is an “all parts” inclusive, hermetically-sealed splice enclosure designed for ease of assembly and re-entry. The closure features a gasketed split end plate for mid-access cable applications and an easy to install “no special tool” sealing system. All major hardware is factory installed to allow for quick field installation. The unit has universal grommets along with compression style lateral or branch cable seals that make the enclosure’s installation process simple and intuitive. This small-capacity enclosure is suited for a lower amount of splices and can be mounted appropriately for aerial, pedestal, and underground applications.

- » Completely sealed with compression seal technology
- » Ease in installation requiring no special tools
- » GR-771 and CATV industry compliant
- » Mid-access design for installation over existing cables without disturbing a working cable
- » Above or below grade

 gomultilink.com/products/4024-d-starfighter-dome-splice-enclosure



Specifications

Exterior Closure Length	15.3" (38.9cm)
Exterior Closure Diameter	8.5" (21.59cm)
Cable Entry	(2) Express / Feeder / (4) Branch or Lateral
Express/Feeder Cable Diameter	
Max.	.75" (19mm)
Min.	.30" (7.62mm)
Branch/Lateral Cable Diameter	
Max.	.63" (16mm)
Min.	.27" (6.9mm)
Weight	6.5 lbs (3kg)
Material	Dome – Polyethylene End Plates – Glass Filled Polypropylene V-Band – Polypropylene
Splice Tray	(4) 1120-SSTP or (4) 1124-SSTP
Splice Capacity	1120-SSTP: 48 Single Fusion Splices, or 192 Mass Fused Fibers 1124-SSTP: 48 Single Fusion Splices, 96 Double Stacked, or 192 Mass Fused Fibers

4024-D Starfighter Dome Enclosure



STOCK ID	DESCRIPTION	DIMENSIONS	WEIGHT
020-059-10	4024-D Starfighter™ Dome Splice Enclosure – Small capacity closure	15.3"L x 8.5"D	6.5 lbs.
072-059-10	1120-SSTP Splice Tray, 12 Single/24 Ribbon Splice Capacity	6"L x 5.13"W x .75"D	0.20 lbs.
072-059-20	1124-SSTP 12 single stack or 24 double stack Fiber Splice Tray	6.5"L x 5.13"W x .50"D	0.20 lbs.
10-8362	4024-D-AHK Aerial Hanger Kit	1" x 2" x 6"	2 lbs.
072-002-10	4024-D-WPK Wall or Pole Mounting Bracket/Kit	2" x 4" x 15"	2 lbs.
072-002-20	4024-D-SS ADSS Mounting Kit	N/A	3 lbs.
10-8181	4024-D-CAK Cable Addition Kit	N/A	1 lbs.
10-7166	Compression Wrench for 3/4" NPT Fittings Aluminum		0.5 lbs.

4048-D Starfighter™ Dome Enclosure

Multilink's 4048-D Starfighter™ Dome Enclosure is a medium-capacity fiber optic splicing solution suited for an average amount of splices and engineered to reduce installation and maintenance times. All major hardware comes factory installed, and the dome features a gasketed split end plate for mid-access splicing applications as well as an easy to install "no special tool" sealing system. This unit features various mounting options, universal grommets, and compression-style lateral or branch cable seals that make the enclosure's setup process simple and intuitive.

- » Completely sealed with compression seal technology
- » Ease in installation requiring no special tools
- » GR-771 and CATV industry compliant
- » Mid-access design for installation over existing cables without disturbing a working cable
- » Above or below grade


 gomultilink.com/products/4048-d-starfighter-dome-splice-enclosure



Specifications

Exterior Closure Length	19.29"
Exterior Closure Diameter	8.5"
Cable Entry	(2) Express / Feeder / (4) Branch or Lateral
Express/Feeder Cable Diameter Max. Min.	.75" (19mm) .30" (7.62mm)
Branch/Lateral Cable Diameter Max. Min.	.63" (16mm) .27" (6.9mm)
Weight	7.5 lbs.
Material	Polyethylene, End Plates – Glass Filled Polypropylene, V-Band – Polypropylene
Splice Tray	(4) 4048-SSTP
Splice Capacity	96 Single Splices, 192 Mass Fused Fibers or 192 Double Stacked


4048-D Starfighter™ Dome Enclosure



STOCK ID	DESCRIPTION	DIMENSIONS	WEIGHT
10-8365	4048-D Starfighter™ Dome Splice Enclosure w/ 1 splice tray	19.29"L x 8.5"D	7.5 lbs.
020-049-10	4048-D Starfighter™ Dome Splice Enclosure w/ 1 splice tray & 6 ground lugs	19.29"L x 8.5"D	7.5 lbs.
10-9126	4048-D Starfighter™ Dome Splice Enclosure w/ Pedestal	40"L x 10"D	28.5 lbs.
10-8007	4048-SSTP 24 Single/48 Ribbon Splice Capacity	9.75"L x 4.5"W x 0.5"D	0.57 lbs.
10-8362	4048-D-AHK Aerial Hanger Kit	1"L x 2"W x 6"D	2 lbs.
072-001-10	4048-D-WPK Wall or Pole Mounting Bracket/Kit	19"L x 1.5"W x 3.7"H	2 lbs.
072-002-20	4048-D-SS ADSS Mounting Kit	N/A	3 lbs.
10-8181	4048-D-CAK Cable Addition Kit	N/A	1 lbs.
10-7166	Compression Wrench for 3/4" NPT Fittings Aluminum	N/A	0.5 lbs.
065-058-10	4048-D Slack Rack Steel/Powder Coated, Black	N/A	8 lbs.

4024-D & 4048-D Starfighter™ Dome Enclosure Accessories

 gomultilink.com/products/4024-d-starfighter-dome-splice-enclosure












Dome Enclosure Mounting Kit

STOCK ID	DESCRIPTION	DIMENSIONS	UOM
065-058-10	Pole/Wall mountable kit for the 4048-D Starfighter™ Dome Enclosure, 4 hooks for cable slack storage	30"H x 26"W x 1.5"D	Each

Cable Addition Kit

STOCK ID	DESCRIPTION	UOM
10-8181	Cable Addition Kit for 4024-D Starfighter™ and 4048-D Starfighter™	Each

Grommet Inserts for 3/4" NPT Fittings

									
STOCK ID	10-8084	10-8087	10-8085	10-8090	10-8092	10-8091	10-8088	10-9999	642-066-10
10 PACK ID	10-8096	10-8106	10-8097	10-8109	10-8111	10-8110	10-8107	10-5414	N/A
# OF PORTS	4	4	3	3	3	2	1	1	1
CABLE SIZE	.20"-.24"	.16"-.20"	.24"-.28"	.16"-.20"	Flat Drop	.25"-.29"	.27"-.31"	.32"-.46"	Flat
WEIGHT	.5 lbs.	.5 lbs.	.5 lbs.	.5 lbs.	.5 lbs.	.5 lbs.	.5 lbs.	.5 lbs.	.5 lbs.

4000-D Starfighter™ Dome Enclosure

The Multilink Starfighter™ 4000-D Dome Splice Enclosure is a large-capacity enclosure designed for above or below grade applications and supports 6 or more cable entries. The enclosure features a unique gasketed split end plate system that allows for mid-access cable applications up to 1.125" in diameter. Up to 6 branch or lateral cables can be added to any one of four compression seal entry ports utilizing multi-port grommets available for the enclosure. The enclosure requires no special tools, adhesives, or mastics for installation. The new unibody slack storage basket and hinged splice trays allow for maximum storage and access of fiber and fiber bundles.

- » Completely sealed with compression seal technology
- » Ease in installation requiring no special tools
- » GR-771 and CATV industry compliant
- » Mid-access design for installation over existing cables without disturbing a working cable
- » Can be used for above or below grade applications
- » RUS Listed

 gomultilink.com/products/4000-d-starfighter-dome-splice-enclosure



Specifications

Exterior Closure Length	24.63" (62.56cm)
Exterior Closure Diameter	11.92" (30.28cm)
Cable Entry	(2) Express / Feeder / (4) Branch or Lateral
Express/Feeder Cable Diameter Max. Min.	1.12" (28.5mm) .375" (9.5mm)
Branch/Lateral Cable Diameter Max. Min.	.98" (24.9mm) .30" (7.62mm)
Weight	12.5 lbs (5.67kg)
Material	Dome – Polyester End Plates – Glass Filled Polypropylene V-Band – Polypropylene
Splice Tray	(8) 4048-SSTP (8) 4072-SSTP
Splice Capacity	288 Single Splices, 576 Double or 1152 Mass Fused Fibers



4000-D Starfighter™ Dome Enclosure

STOCK ID	DESCRIPTION	DIMENSIONS	WEIGHT
10-8146	4000-D Starfighter™ Dome Splice Enclosure – Large capacity enclosure	24.63"L x 11.92"D	12.5 lbs.
020-046-10	4000-D Starfighter™ Dome Splice Enclosure w/ one 4072-SSTP & 6 ground lugs	24.63"L x 11.92"D	N/A
020-002-20	4000-D Starfighter™ Dome Splice Enclosure w/ one 4048-SSTP Splice Tray	24.63"L x 11.92"D	12.50 lbs.
10-8007	4048-SSTP 24 Fiber Splice Tray	9.75"L x 4.5"W x 0.5"D	0.57 lbs.
065-001-10	4072-SSTP 36 Fiber Splice Tray	10.75"L x 5.75"W x 0.5"D	0.59 lbs.
10-5324	4000-D-AHK Aerial Hanger Kit	6"H x 1"W x 2"D	2 lbs.
10-5335	4000-D-WPK Wall or Pole Mounting Bracket/Kit	24"L x 2"W x 4"H	2 lbs.
072-002-20	4000-D-SS ADSS Mounting Kit	N/A	3 lbs.
10-6028	4000-D-CAK Cable Addition Kit	N/A	1 lbs.
10-7167	Compression Wrench for 1" NPT Fittings Aluminum	N/A	0.5 lbs.
10-6635	4000-D Assembly Stand	N/A	5 lbs.

4000-D Starfighter™ Dome Enclosure Accessories










 gomultilink.com/products/4000-d-starfighter-dome-splice-enclosure



4000-D Cable Addition Kit 10-6028



Grommet Inserts for 1" NPT Fittings


									
STOCK ID	10-5552	10-5127	10-5128	10-6550	10-5129	10-6552	10-6002	10-5130	10-5134
10 PACK ID	10-5553	10-5421	10-5422	10-6551	10-5419	10-6553	10-6003	10-5483	10-5420
# OF PORTS	1	1	1	8	6	4	4	4	4
CABLE SIZE	.3"-4"	.41"-.5"	.51"-.79"	.150"	.265	.300	.350	.370	Flat Drop
WEIGHT	.5 lbs.	.5 lbs.	.5 lbs.	.5 lbs.	.5 lbs.	.5 lbs.	.5 lbs.	.5 lbs.	.5 lbs.

4000-D Starfighter™ Dome Enclosure Accessories

 gomultilink.com/products/4000-d-starfighter-dome-splice-enclosure



Interconnect Modules



STOCK ID	DESCRIPTION	DIMENSIONS	WEIGHT
10-6074	4000-D Interconnect Module with 4 Simplex SC/UPC Bulkheads	14"L x 6"W x 3"H	2.0 lbs.
10-5416	4000-D Interconnect Module with 4 Simplex SC/APC Bulkheads	14"L x 6"W x 3"H	2.0 lbs.
10-9164	4000-D Interconnect Module with 8 Duplex SC/UPC Bulkheads	14"L x 6"W x 3"H	2.0 lbs.
10-9266	4000-D Interconnect Module with 16 SC/PC Bulkheads (8 Duplex) MM	14"L x 6"W x 3"H	2.0 lbs.
744-824-20	4000-D Interconnect Module with 16 SC/APC Bulkheads (8 Duplex)	14"L x 6"W x 3"H	2.0 lbs.
744-821-20	4000-D Interconnect Module with 12 SC/APC Bulkheads (6 Duplex)	14"L x 6"W x 3"H	2.0 lbs.
745-062-20	4000-D Interconnect Module with 8 SC/APC Simplex Bulkheads	14"L x 6"W x 3"H	2.0 lbs.

Wall/Pole Mount Kit

STOCK ID	DESCRIPTION	UOM
10-5335	4000-D Wall/Pole Mount Kit	Each
072-001-10	4024-D/4048-D Wall/Pole Mount Kit	Each



1120-F Starfighter™ MiniButt Splice Enclosure

The 1120-F Starfighter™ MiniButt is a low-capacity fiber optic splice enclosure designed for use in low count fiber splicing applications and environments where space is a constraint. This enclosure features an integrated gasket that prevents water ingress while allowing for easy access via your choice of in-line or butt configurations for even the largest cables.


- » Supports both in-line and butt configurations
- » Lightweight and compact
- » Up to four cable entries with cable OD range of 0.3" to 0.63"
- » Suitable for above or below grade installations
- » Constructed with impact and corrosion resistant materials
- » Integrated "F" pressure testing valve and grounding lugs
- » Up to 24 single fusion splices or 96 mass fused fibers
- » Equipped with all parts required for normal splicing applications
- » RUS Listed

 gomultilink.com/products/1120-f-starfighter-minibutt



Specifications

Exterior Closure Length	15"(38.1cm)
Exterior Closure Width	6.5" (16.5cm)
Exterior Closure Depth	3.5" (8.9cm)
Cable Entry	(4) Branch or Lateral
Cable Diameter	
Max.	.63" (16mm)
Min.	.3" (7.6mm)
Material	5720U Xenoy
Splice Tray Capacity	(2) 1120-SSTA, 1120-SSTP or 1124 SSTP



1120-F Starfighter™ MiniButt

STOCK ID	DESCRIPTION	DIMENSIONS	WEIGHT	UOM
70203K	1120-F Starfighter™ MiniButt	15"L x 6.5"W x 3.5"D	6.0 lbs.	Each
70205K	1120-F Starfighter™ MiniButt with One 1120-SSTA Splice Tray	15"L x 6.5"W x 3.5"D	6.35 lbs.	Each
072-059-10	1120-SSTP 12 Fiber Splice Tray	6.5"L x 5.13"W x .50"D	0.20 lbs.	Each
072-059-20	1124-SSTP 12 single stack or 24 double stack Fiber Splice Tray	6.5"L x 5.13"W x .50"D	0.20 lbs.	Each



2000-F Starfighter™ Splice Enclosure

The 2000-F Starfighter™ is a medium-capacity fiber optic splice enclosure designed for splicing applications in both above and below-grade installations. The enclosure supports both aluminum and plastic splice trays and features an integrated gasket that prevents water damage while allowing for ease of access to the unit. The unit, which can hold four fiber cables, is compact and manufactured with durable impact and corrosion-resistant materials.


- » Supports both in-line and butt configurations
- » Lightweight and compact
- » Up to four cable entries with cable OD range of 0.3" to 0.63"
- » Suitable for above or below grade installations
- » Constructed with impact and corrosion resistant materials
- » Integrated "F" pressure testing valve and grounding lugs
- » Up to 72 single fusion splices or 288 mass fused fibers
- » Equipped with all parts required for normal splicing applications
- » RUS Listed

 gomultilink.com/products/2000-f-starfighter



Specifications

Exterior Closure Length	24.5"(62.2cm)
Exterior Closure Width	8"(20.3cm)
Exterior Closure Depth	5"(12.7cm)
Cable Entry	(4) Branch or Lateral
Cable Diameter	
Max.	.63" (16mm)
Min.	.3" (7.6mm)
Material	5720U Xenoy
Splice Tray Capacity	(3) 2000-SSTA or 2020-SSTP



2000-F Starfighter™ Splice Closure

STOCK ID	DESCRIPTION	DIMENSIONS	WEIGHT	UOM
70304K	2000-F Starfighter™	24.5"L x 8"W x 5"D	9.0 lbs.	Each
70302K	2000-F Starfighter™ with One 2000-SSTA Splice Tray	24.5"L x 8"W x 5"D	9.0 lbs.	Each
70506K	2000-SSTA 24 Fiber Splice Tray	11.75"L x 4"W x .5"D	.65 lbs.	Each
70709K	2020-SSTP 24 Fiber Splice Tray	12.25"L x 4"W x .5"D	.54 lbs.	Each

3000-F Starfighter™ Splice Enclosure

The 3000-F Starfighter™ is a high-capacity in-line splice enclosure designed for use in both above and below grade applications at major splice points in your network. The 3000-F supports both in-line and butt configurations and is expandable through an optional cable expansion kit. This enclosure features an integrated gasket sealing along with a patented cable seal to prevent water ingress while allowing for easy access for even the largest cables.


- » Mid-span access cables up to 1.1" in diameter
- » Supports both in-line or butt configurations
- » Up to eight cable entries with cable OD range of 0.3" to 1.1"
- » Suitable for above or below grade installations
- » Constructed with impact and corrosion resistant materials
- » Integrated "F" pressure testing valve and grounding lugs
- » Up to 288 single fusion splices or 768 mass fused fibers with cable addition kit
- » Equipped with all parts required for normal splicing applications
- » RUS Listed

 gomultilink.com/products/3000-f-starfighter



Specifications

Exterior Closure Length	21.5" (53.66cm)
Exterior Closure Width	12" (20.96cm)
Exterior Closure Depth	4.5" (20.32cm)
Cable Entry	(4) Branch or Lateral (8) with CAK
Cable Diameter Max. Min.	1.124" (28.55mm) .375" (9.525mm)
Material	5720U Xenoy
Splice Tray Capacity	(4) 3000-SSTA with Cable Addition Kit (8) 3030-SSTP with Cable Addition Kit



3000-F Starfighter™ Splice Closure



STOCK ID	DESCRIPTION	DIMENSIONS	WEIGHT	UOM
70575K	3000-F Starfighter™	21.5"L x 12"W x 4.5"D	10.0 lbs.	Each
70536K	3000-F Starfighter™ with 1 3000-SSTA Splice Tray (Not Pictured)	21.5"L x 12"W x 4.5"D	11.0 lbs.	Each
70582K	3000-F Starfighter™ with 1 3030-SSTP Splice Tray (Not Pictured)	21.5"L x 12"W x 4.5"D	11.0 lbs.	Each
70314K	3000-CAK (Cable Addition Kit) Starfighter	21.5"L x 12"W x 3"D	8.0 lbs.	Each
70505K	3000-SSTA 24 Fiber Splice Tray	7.75"L x 6"W x .5"D	1.0 lbs.	Each
70706K	3030-SSTP 24 Fiber Splice Tray	8.25"L x 5.75"W x .5"D	1.0 lbs.	Each

In-Line Splice Enclosure Accessories


 gomultilink.com/categories/fiber-optic-closures/starfighter-inline



1120-F Starfighter™









2000-F Starfighter™



3000-F Starfighter™

In-Line Splice Accessories

	STOCK ID	DESCRIPTION	MATERIAL	WEIGHT	UOM
 	70800K	1100-A Aerial Hanger Brackets	Stainless Steel	.66 lbs	Pair
 	71241K	1100-SS ADSS Mounting Kit	Plastic/Stainless Steel	.55 lbs.	Each
 	70307K	1100-W Wall/Pole Mounting Brackets	Galvanized Steel	.35 lbs	Pair

Starfighter™ Optical Terminal Enclosure

Multilink's Starfighter™ Optical Terminal Enclosure (OTE) is an in-line terminal enclosure designed to support both traditional and optical drop splicing. With a durable and impact-resistant polyethylene material, it is specifically crafted for outside plant environments. The terminal boasts four ports on each end, supports express cabling, allows for the addition of branch/lateral cabling, and possesses various mounting capabilities, meaning it can fit into any network infrastructure. This Starfighter™ model works well as a drop splicing enclosure since it is compatible with a variety of drop designs and can withstand rough environmental factors. The OTE can perform up to 36 drops in FTTH applications and comes equipped with all the hardware required to seal and secure your express/feeder cables as well as a 12-fiber splice tray.

- » Easy to assemble cable sealing and retention system
- » Reduces operating costs by allowing customers to purchase additional capacity only when needed
- » Reduces enclosure inventory and is suitable for a wide variety of above grade installation and mounting applications
- » Universal above grade optical fiber splicing and termination capability
- » High impact resistant and UV resistant thermoplastic for long life
- » Supports PON components as well as optical connectorized terminations
- » Provides all-in-one sealing and strain relief of individual drops
- » Mid-access capable for cables up to 1.125" in diameter

 gomultilink.com/categories/fiber-optic-closures/starfighter-optical-terminal-enclosure

Multilink
Simply More...

Specifications

Exterior Closure Length	18.5"
Exterior Closure Width	11.5"
Exterior Closure Depth	6.0"
Cable Entry Ports	(2) Express Feeder, (6) Branch Lateral, or Multiport*
Express/Feeder Cable Diameter	Max. 1.124"/Min. 0.375"
Splice Tray Capacity	(4) 4048-SSTP
Standard Cables	2 (Express Feeder)
FTTH/Lateral Ports	6 Ports (Up to 36 Individual Drops)
Branch/Lateral Cable Diameter	Max. 0.98"/Min. 0.30"

Drop Seals or other cable seal kits, see ordering information
*Multiport Cable Seals are available to support up to 36 fiber drops for FTTH Applications



020-066-10

Starfighter™ Optical Terminal Enclosure

STOCK ID	DESCRIPTION	DIMENSIONS	WEIGHT	UOM
10-6060	Starfighter™ OTE Optical Termination Enclosure (Basic Enclosure) w/ 1 Tray	18.5"L x 11.5"W x 6"D	10 lbs.	Each
020-026-20	Starfighter™ OTE Optical Termination Enclosure w/ 6 Scout Adapters	18.5"L x 11.5"W x 6"D	12 lbs.	Each
020-066-10	Starfighter™ OTE Optical Termination Enclosure w/ 8 SC/APC Adapters	18.5"L x 11.5"W x 6"D	12 lbs.	Each
10-8007	4048-SSTP 24 Fiber Splice Tray	9.75"L x 4.5"W x 0.5"D	0.57 lbs.	Each
10-5435	Wall/Pole Mounting Bracket w/ Mounting Hardware	N/A	3 lbs.	Each
10-5436	Aerial Hanger Bracket Kit	N/A	N/A	Pair
10-5434	ADSS Mounting Bracket	N/A	N/A	Each


Optical Terminal Enclosure Additional Accessories

 gomultilink.com/categories/fiber-optic-closures/starfighter-optical-terminal-enclosure













OTE Cable Addition Kit

STOCK ID	DESCRIPTION
065-016-10	Supports .30-.98 diameter cables



Grommet Inserts For 1" NPT Fittings

										
STOCK ID	10-5552	10-5127	10-5128	10-6550	10-5129	10-6552	10-6002	10-5130	10-5134	065-082-10
10 PACK ID	10-5553	10-5421	10-5422	10-6551	10-5419	10-6553	10-6003	10-5483	10-5420	N/A
# OF PORTS	1	1	1	8	6	4	4	4	4	1-SC
CABLE SIZE	.3"-.4"	.41"-.5"	.51"-.79"	.150"	.265	.300	.350	.370	Flat Drop	SC Outdoor
WEIGHT	.5 lbs.	.5 lbs.	.5 lbs.	.5 lbs.	.5 lbs.	.5 lbs.	.5 lbs.	.5 lbs.	.5 lbs.	.2 lbs.



1" NPT Dome Fitting

STOCK ID	DESCRIPTION	MATERIAL	UOM
10-5122	1" NPT Dome Fitting-Includes. Insert for .71"- .98"Diameter Cable	Plastic and Rubber	Each

Optima™ Fiber Optic Closures

Multilink's Optima™ closures alleviate many of the headaches found in today's FTTx deployments by eliminating the use of hardened connectors in favor of standard SC and LC connectors, making field installations easier and economically feasible. The Optima™ S features separate splicing and drop partitions, allowing for installs without disturbing the splicing partition. The Optima™ T and C4 are pigtailed closures which favor the design of many MST's available today, without the need for a hardened connector. The Optima™ series uses standard connectors thus eliminating the need to stock different lengths of pre-terminated drops, allowing field termination of bulk fiber and preventing drop fiber waste, saving money. Additionally, a splitter can be installed if secondary splitting is required.


- » Cost effective design
- » Re-enterable hookup & disconnect terminal
- » Seperate drop and splicing compartments

 gomultilink.com/categories/optima

Multilink[®]
Simply More...



FIELD INSTALLABLE | EXPANDABLE | VERSATILE



Optima™ S Fiber Optic Closure

The Optima™ S closure is a splice closure and terminal in one housing. The Optima™ S was designed with the ability to have your main fiber enter via any of the 4 non-captive entrances, perform a ring cut, access only the fibers you need, store the remaining tubes, and continue to the next enclosure. The Optima™ S has a separate drop partition allowing an install to be done without having to disturb the main fiber partition. For larger fiber counts up to a 144, the Optima™ S16 is an ideal choice as it was designed with larger fiber counts in mind.


- » Factory terminated & tested
- » Provisions for field installation & termination
- » Uses standard SC connectors.
- » Re-enterable drop compartment for troubleshooting and connection replacement
- » Separate partitions to ensure the installer only comes into contact with the drop installation cables
- » Capable of feeding other Optima™ units through main cable entrances

 gomultilink.com/categories/fiber-optic-closures/optima/optima-s



Specifications

Mounting	Pole Pedestal Strand Wall
Express/Feeder Cable Diameter	.48-.68
Feeder Cable Compatibility	OSP/I/O
Ports	4 Non-Captive
Material	UV Stabilized Plastic
Color	Black
Drop Capacity	Optima™ S12 – 12 Flat Optima™ S16 – 16 Flat



Optima™ S Fiber Optic Closure

STOCK ID	DESCRIPTION	DIMENSIONS	SPLICE TRAY	SPLICE CAPACITY PER TRAY	WEIGHT	UOM
020-349-00	Optima™ S	8.25"L x 14.84"W x 4.38"D	(3) 12-SSTP	12 Single/ 24 Double	10 lbs.	Each
020-349-10	Optima™ S (4 Port SC/APC Termination)	8.25"L x 14.84"W x 4.38"D	(3) 12-SSTP	12 Single/ 24 Double	10 lbs.	Each
020-349-20	Optima™ S (8 Port SC/APC Termination)	8.25"L x 14.84"W x 4.38"D	(3) 12-SSTP	12 Single/ 24 Double	12 lbs.	Each
020-349-30	Optima™ S (12 Port SC/APC Termination)	8.25"L x 14.84"W x 4.38"D	(3) 12-SSTP	12 Single/ 24 Double	12 lbs.	Each
020-380-00	Optima™ S16 (16 Port SC/APC Termination)	10.5"L x 15.6" W x 6.4"D	(3) 1124-SSTP	12 Single/ 24 Double	14 lbs.	Each



Optima™ T Fiber Optic Closure

The Optima™ T Fiber Optic Closure is perfectly suited for end fiber deployment in your network, with options for either one or two fiber entrance ports at the base of the closure. The Optima™ T serves as a perfect complement to the Optima™ S by allowing you to extend your plant using pre-terminated pigtails. The use of standard SC/LC connectors and four-port terminal capacity options makes field installation and maintenance incredibly easy.


- » Factory terminated & tested
- » Provisions for field installation & termination
- » Pre-terminated feeder cable ends **or** non connectorized sub ends
- » Re-enterable hookup & disconnect terminal for troubleshooting and connector replacement
- » Available in 4, 6, 8, or 12 port terminal capacity
- » Has provisions for expandable feed through compatability with other Optima™ devices

 gomultilink.com/categories/fiber-optic-closures/optima/optima-t



Specifications

Mounting	Pole Pedestal Strand Wall
Feeder Cable Compatibility	Flat Drop Cable
Input Feeder Ports	1 or 2
Material	UV Stabilized Plastic
Color	Black
Drop Capacity	12 Flat



Optima™ T Fiber Optic Closure

STOCK ID	DESCRIPTION	DIMENSIONS	WEIGHT	UOM
020-348-10	Optima T™ (4 Port SC/APC Termination)	14.84"L x 8.25"W x 3.13"D	10 lbs.	Each
020-348-20	Optima T™ (8 Port SC/APC Termination)	14.84"L x 8.25"W x 3.13"D	12 lbs.	Each
020-348-30	Optima T™ (12 Port SC/APC Termination)	14.84"L x 8.25"W x 3.13"D	12 lbs.	Each

NOTE: Also available with a Pre-terminated Flatdrop Pigtail.

Optima™ C4 Fiber Optic Closure

The Optima™ C4 was made for end of line connections in environments where space is a concern. It functions as a smaller version of the Optima™ T with a smaller size footprint.

- » Factory terminated & tested
- » Provisions for field installation & termination
- » Pre-terminated feeder cable ends **or** non connectorized sub ends
- » Re-enterable hookup & disconnect terminal for troubleshooting and connection replacement
- » Available in 4 port terminal capacity



Specifications

Mounting	Pole Pedestal Strand Wall
Feeder Cable Compatibility	Flat Drop Cable
Input Feeder Ports	1 or 2
Material	UV Stabilized Plastic
Color	Black
Drop Capacity	4 Flat

 gomultilink.com/categories/fiber-optic-closures/optima/optima-c4



1 Feeder Port for Input
from 1 Splice Enclosure



2 Feeder Ports for Input from
Multiple Splice Enclosures



Optima™ C4 Fiber Optic Closure

STOCK ID	DESCRIPTION	DIMENSIONS	WEIGHT	UOM
020-347-00	Optima™ C4 (1 Feeder Port)	12.8"L x 7.5"W x 3"D	10 lbs.	Each
020-347-01	Optima™ C4 (2 Feeder Ports)	12.8"L x 7.5"W x 3"D	12 lbs.	Each

NOTE: Also available with a Pre-terminated Flatdrop Pigtail.

OptiDrop™ Drop Cable

Designed to pair perfectly with Multilink's Optima™ Closures, our OptiDrop™ fiber can be ordered pre-terminated in different combinations of length and connector types, so you can customize the perfect assembly for your network. Each drop is tested for insertion loss and quality approved to meet or exceed Telcordia standards.

- » Available in both factory polished or field installable variations
- » No proprietary connector – standard SC
- » Different cable and connector options available on request


 gomultilink.com/categories/fiber-optic-assembly/optidrop



Specifications

Fiber Count	1
Fiber Category	Singlemode (OS2)
Connector Type	SC/APC
Reflectance, Typical	< -55 dB
Insertion Loss, Typical	0.3 dB
Proof Test	Plug/Cap - Straight Pull - 50 Lbf Plug/Cap - 90° Side Pull - 25 Lbf Plug/Adapter - Tensile Load 100 Lbf
Vibration Test	10 to 55Hz at the rate of 45Hz/min. for 2 hours
Cable Torsion	10 Cycle of Torsion Loading
Cable Flexing	90° Flexing for 8 Cycles, 10 Lbf

OptiDrop™ Cable



STOCK ID	DESCRIPTION	CABLE TYPE	LENGTH (FEET)
066-709-10-ML	SC/APC OptiDrop™ Drop Cable	Flat Drop	100
066-709-15-ML	SC/APC OptiDrop™ Drop Cable	Flat Drop	150
066-709-20-ML	SC/APC OptiDrop™ Drop Cable	Flat Drop	200
066-709-25-ML	SC/APC OptiDrop™ Drop Cable	Flat Drop	250
066-709-30-ML	SC/APC OptiDrop™ Drop Cable	Flat Drop	300
066-709-35-ML	SC/APC OptiDrop™ Drop Cable	Flat Drop	350
066-709-40-ML	SC/APC OptiDrop™ Drop Cable	Flat Drop	400
066-709-45-ML	SC/APC OptiDrop™ Drop Cable	Flat Drop	450
066-709-50-ML	SC/APC OptiDrop™ Drop Cable	Flat Drop	500
066-709-75-ML	SC/APC OptiDrop™ Drop Cable	Flat Drop	750
066-709-100-ML	SC/APC OptiDrop™ Drop Cable	Flat Drop	1000



OptiDrop™ Field Installable Kit

STOCK ID	DESCRIPTION	INSTALLATION TIME
072-560-10	SC/APC OptiDrop™ Field Installable Connector Kit	3 to 5 minutes

Optima™ Fiber Optic Closure Accessories

 gomultilink.com/categories/optima

Multilink
Simply More...



Mounting

STOCK ID - 072-391-21

Horizontal Tap Bracket Kit

STOCK ID - 072-579-10

Verticle Tap Bracket Kit

STOCK ID - 072-365-10

Wall Mount Bracket Kit



Drop Cable

STOCK ID - Custom (see page 79)

OptiDrop™ Factory Terminated



Drop Cable Repair

STOCK ID - 072-411-10

Fiber Drop Gel Splice Kit



STOCK ID - 072-411-30

Toneable Fiber Drop Gel Splice Kit

Surelight® Field Installable Kits

STOCK ID - 072-560-10

SC/APC Field Installable



STOCK ID - 072-656-20

Tool Kit w/ Basic Fiber Cleaver



STOCK ID - 072-656-21

Tool Kit w/ High Precision Fiber Cleaver



Connectivity

STOCK ID - 10-5378

SC/APC Duplex Adapter

STOCK ID - 065-239-10

LC Quad UPC Adapter

STOCK ID - 10-5513

SC/UPC Duplex Adapter

STOCK ID - 065-419-10


LC/APC Quad Adapter



Splice Tray - for Optima S12

STOCK ID - 072-394-10


1120-SSTP – 12 port, Single Fiber Splice Tray. Incorporates a stacking design.



Splice Tray - for Optima S16

STOCK ID - 072-059-10

1120-SSTP – Plastic, 12 Single Fusion Splice Tray with a capacity of 12 Single Fusion Splices, 8 Mechanical Splices, or 48 Mass Fused Fibers, 6.5" L x 5.13" W x 0.5" D



STOCK ID - 072-059-20

1124-SSTP – Plastic, 12 Single Fusion Splice Tray with a capacity of 12 Single or 24 Dual Stacked Fusion Splices (double stacked), 8 Mechanical Splices, or 48 Mass Fused Fibers, 6.5" L x 5.13" W x 0.5" D

Fiber Tap Plus™ Series

The Fiber Tap Plus™ Series of enclosures is designed for fiber builds where a hardened connector is the preferred method of drop deployment. The Fiber Tap Plus™ Cross Connect (much like the Optima™ S) allows for splicing and the standard FTP's are available as a kit to install your own fiber assembly or with a pre-terminated pigtail. Both the Cross Connect and Fiber Tap Plus™ use industry standard bulkheads that are compatible with an OptiTap™ hardened drop connector. Also available to compliment the FTP is a field installable hardened connector that allows you to do an install using bulk fiber or repair a damaged drop without having to replace the entire drop. As with the Optima™ series of enclosures, options such as a splitter or pigtail can be installed.

- » Re-enterable terminal
- » Compatible with standard hardened connectors utilized in many existing networks

 gomultilink.com/categories/fiber-optic-closures/fiber-tap-series

Multilink
Simply More...



FIELD INSTALLABLE | COMPACT | RE-ENTERABLE



Fiber Tap Plus™ Subscriber Terminal

Multilink's Fiber Tap Plus™ (FTP) Subscriber Terminal offers flexibility, reliability and is compact to encourage fast and easy subscriber drop installation in FTTx applications. Available in 2, 4, 6, 8, and 12 port terminals, the FTP can be ordered in various configurations to meet your network requirements and uses standard OptiTap® connectors. Hardened connectors and drop assemblies make the FTP highly resistant to wear and tear. In addition, the unique re-enterable housing reduces maintenance costs by allowing for minimal installation and service times.

- » Available in 1 or 2 drop feeder ports
- » Re-enterable terminal
- » Compatible with standard hardened connectors utilized in many existing networks

 gomultilink.com/categories/fiber-optic-closures/fiber-tap-series/fiber-tap-plus



1 Feeder Port for Input from 1 Splice Enclosure



2 Feeder Ports for Input from Multiple Splice Enclosures



Fiber Tap Plus™ Subscriber Terminal

STOCK ID	DESCRIPTION	DIMENSIONS	BULKHEAD CONNECTORS	CABLE COMPATIBILITY
020-306-10	Fiber Tap Plus™ (4 Scout bulkhead adapters, 1 flat drop feeder port)	4.5"H x 6.75"W x 8.75"D	SC/APC OptiTap™	(1) Flat Drop
020-306-20	Fiber Tap Plus™ (4 Scout bulkhead adapters, 2 flat drop feeder ports)	4.5"H x 6.75"W x 8.75"D	SC/APC OptiTap™	(2) Flat Drop
020-306-30	Fiber Tap Plus™ (4 Scout bulkhead adapters, 1 round drop feeder port)	4.5"H x 6.75"W x 8.75"D	SC/APC OptiTap™	(1) Round Drop
020-306-40	Fiber Tap Plus™ (4 Scout bulkhead adapters, 2 round drop feeder ports)	4.5"H x 6.75"W x 8.75"D	SC/APC OptiTap™	(2) Round Drop



Fiber Tap Plus™ (FTP) Subscriber Terminal

 gomultilink.com/categories/fiber-optic-closures/fiber-tap-series/fiber-tap-plus



Fiber Tap Plus™ Subscriber Terminal



STOCK ID	DESCRIPTION	DIMENSIONS	BULKHEAD CONNECTORS	CABLE COMPATIBILITY
020-307-10	Fiber Tap Plus™ (8 Scout bulkhead adapters, 1 flat drop feeder port)	5.75"H x 6.75"W x 8.75"D	SC/APC OptiTap™	(1) Flat Drop
020-307-20	Fiber Tap Plus™ (8 Scout bulkhead adapters, 2 flat drop feeder ports)	5.75"H x 6.75"W x 8.75"D	SC/APC OptiTap™	(2) Flat Drop



020-307-30	Fiber Tap Plus™ (8 Scout bulkhead adapters, 1 round drop feeder port)	5.75"H x 6.75"W x 8.75"D	SC/APC OptiTap™	(1) Round Drop
020-307-40	Fiber Tap Plus™ (8 Scout bulkhead adapters, 2 round drop feeder ports)	5.75"H x 6.75"W x 8.75"D	SC/APC OptiTap™	(2) Round Drop



020-308-10	Fiber Tap Plus™ (12 Scout bulkhead adapters, 1 flat drop feeder port)	6.5"H x 9"W x 10.5"D	SC/APC OptiTap™	(1) Flat Drop
020-308-20	Fiber Tap Plus™ (12 Scout bulkhead adapters, 2 flat drop feeder ports)	6.5"H x 9"W x 10.5"D	SC/APC OptiTap™	(2) Flat Drop



020-308-30	Fiber Tap Plus™ (12 Scout bulkhead adapters, 1 round drop feeder port)	6.5"H x 9"W x 10.5"D	SC/APC OptiTap™	(1) Round Drop
020-308-40	Fiber Tap Plus™ (12 Scout bulkhead adapters, 2 round drop feeder ports)	6.01"L x 8.99"W x 9.98"D	SC/APC OptiTap™	(2) Round Drop




Splice Chip Holder

072-577-10	Splice chip and bracket kit
------------	-----------------------------

Pre-Terminated Fiber Tap Plus™ (FTP)

 gomultilink.com/categories/fiber-tap-series



Pre-Terminated Fiber Tap Plus™

STOCK ID	DESCRIPTION
020-363-10	FTP-4P-OT-F-0100F-N-X
020-363-15	FTP-4P-OT-F-0150F-N-X
020-363-20	FTP-4P-OT-F-0200F-N-X
020-363-30	FTP-4P-OT-F-0300F-N-X
020-363-35	FTP-4P-OT-F-0350F-N-X
020-363-40	FTP-4P-OT-F-0400F-N-X
020-363-45	FTP-4P-OT-F-0450F-N-X
020-363-50	FTP-4P-OT-F-0500F-N-X
020-363-55	FTP-4P-OT-F-0550F-N-X
020-363-60	FTP-4P-OT-F-0600F-N-X
020-363-65	FTP-4P-OT-F-0650F-N-X
020-363-70	FTP-4P-OT-F-0700F-N-X
020-363-75	FTP-4P-OT-F-0750F-N-X
020-363-80	FTP-4P-OT-F-0800F-N-X
020-363-85	FTP-4P-OT-F-0850F-N-X

Pre-Terminated Fiber Tap Plus™

STOCK ID	DESCRIPTION
020-363-90	FTP-4P-OT-F-0900F-N-X
020-363-95	FTP-4P-OT-F-0950F-N-X
020-363-100	FTP-4P-OT-F-1000F-N-X
020-363-105	FTP-4P-OT-F-1050F-N-X
020-363-110	FTP-4P-OT-F-1100F-N-X
020-363-115	FTP-4P-OT-F-1150F-N-X
020-363-150	FTP-4P-OT-F-1500F-N-X
020-364-10	FTP-8P-OT-F-0100F-N-X
020-364-15	FTP-8P-OT-F-0150F-N-X
020-364-20	FTP-8P-OT-F-0200F-N-X
020-364-25	FTP-8P-OT-F-0250F-N-X
020-364-30	FTP-8P-OT-F-0300F-N-X
020-364-35	FTP-8P-OT-F-0350F-N-X
020-364-40	FTP-8P-OT-F-0400F-N-X
020-364-45	FTP-8P-OT-F-0450F-N-X

Pre-Terminated Fiber Tap Plus™

STOCK ID	DESCRIPTION
020-364-50	FTP-8P-OT-F-0500F-N-X
020-364-55	FTP-8P-OT-F-0550F-N-X
020-364-60	FTP-8P-OT-F-0600F-N-X
020-364-70	FTP-8P-OT-F-0700F-N-X
020-364-80	FTP-8P-OT-F-0800F-N-X
020-364-90	FTP-8P-OT-F-0900F-N-X
020-364-100	FTP-8P-OT-F-1000F-N-X
020-365-10	FTP-12P-OT-F-0100F-N-X
020-365-20	FTP-12P-OT-F-0200F-N-X
020-365-30	FTP-12P-OT-F-0300F-N-X
020-365-40	FTP-12P-OT-F-0400F-N-X
020-365-50	FTP-12P-OT-F-0500F-N-X
020-365-60	FTP-12P-OT-F-0600F-N-X
020-365-75	FTP-12P-OT-F-0750F-N-X
020-365-100	FTP-12P-OT-F-1000F-N-X

NOTE: Other increments available through special order. Also available with toneable pigtails.



Fiber Tap Plus™ Cross Connect

Multilink's Fiber Tap Plus™ Cross Connect is very similar to the Optima™ S as it provides a splice enclosure and terminal in one housing. It has (4) non-captive entrances which allow you to do a ring cut, access only the fibers you need, store the remaining tubes, and continue to the next enclosure. The Cross Connect can be ordered with various options such as splitter or pigtail and will accept a range of different fiber cable counts and diameters. Because the Cross Connect uses industry-standard bulkheads, it can easily be deployed in an existing fiber build that uses OptiTap® connectors or as an extension to feed a new home. As an added feature (also available in the Optima™ S) we have designed specialized grommets to make the Cross Connect one of the most versatile closures on the market today.

- » Provisions for field installations
- » Fast drop deployment to the subscriber
- » 4, 6, 8, or 12 port bulkhead capacity and 72 splice capacity (double stacked)
- » Uses industry standard hardened connectors and bulkheads
- » A re-enterable housing

 gomultilink.com/categories/fiber-optic-closures/fiber-tap-series/ftp-cross-connect

Multilink
Simply More...



Fiber Tap Plus™ Cross Connect

STOCK ID	DESCRIPTION	DIMENSIONS	BULKHEAD CONNECTORS	CABLE COMPATIBILITY
020-361-00	FTP-CC-4 Fiber Tap Plus™ Cross Connect (4 port termination)	13.37"L x 7.79"W x 4.38"D	SC/APC OptiTap™	N/A
020-350-00	FTP-CC-6 Fiber Tap Plus™ Cross Connect (6 port termination)	13.37"L x 7.79"W x 4.38"D	SC/APC OptiTap™	N/A
020-360-00	FTP-CC-8 Fiber Tap Plus™ Cross Connect (8 port termination)	13.37"L x 7.79"W x 4.38"D	SC/APC OptiTap™	N/A
020-350-01	FTP-CC-12 Fiber Tap Plus™ Cross Connect (12 port termination)	13.37"L x 7.79"W x 4.38"D	SC/APC OptiTap™	N/A

NOTE: Grommets sold separately.

Fiber Tap™ Series Accessories

 gomultilink.com/categories/fiber-optic-closures/fiber-tap-series



FTP Mounting



STOCK ID - 072-391-11

Horizontal Tap Bracket Kit



STOCK ID - 072-579-20

Vertical Tap Bracket Kit

Cross Connect Mounting



STOCK ID - 072-391-21

Horizontal Tap Bracket Kit



STOCK ID - 072-579-10

Vertical Tap Bracket Kit



STOCK ID - 072-365-10

Wall Mount Bracket Kit

Drop Cable



STOCK ID - Custom (see page 87)

Surelight® H IP Drop

Drop Cable



STOCK ID - 072-411-10

Fiber Drop Gel Splice Kit



STOCK ID - 072-411-30

Toneable Fiber Drop Gel Splice Kit

H IP Field Installable Kits



**STOCK ID -
066-458-45 (Flat Drop)
066-458-65 (Round Drop)
066-458-67 (ROC™ Drop)
066-458-85 (SpeedFlex™)**

H IP Field Installable Connectors (see page 128)



STOCK ID - 072-656-20

Tool Kit w/ Basic Fiber Cleaver

STOCK ID - 072-656-21

Tool Kit w/ High Precision Fiber Cleaver

Surelight® H IP Fiber Drop Assembly

Multilink's Surelight™ H IP is a fiber drop assembly solution with a factory terminated OptiTap® compatible connector. It pairs with our Fiber Tap Plus™ lineup as well as terminals using OptiTap® bulkheads. The assembly's hardened connector is designed to withstand the elements to offer superior durability and reliability in a connection. Our Surelight™ H IP fiber assemblies are available in multiple fiber lengths to meet the needs of your FTTx drop deployment.

- » FTTX Optical Networks
- » Compatible with Multilink® Fiber Tap® and Corning® Optitap® Multiport Terminals
- » Environmentally and mechanically stable for OSP applications

 gomultilink.com/categories/fiber-optic-assembly



Specifications (typical)

Fiber Count	1
Fiber Category	Singlemode (OS2)
Connector Type	SC/APC
Reflectance, Typical	< -55 dB
Insertion Loss, Typical	0.3 - 0.5 dB
Return Loss, Typical	50 - 55 dB (UPC) 55 - 60 dB (APC)
Vibration Test	10 to 55Hz at the rate of 45Hz/min. for 2 hours
Cable Torsion	10 Cycle of Torsion Loading
Cable Flexing	90° Flexing for 8 Cycles, 10 Lbf
Max. Tensile Strength Short Term	1350 N (300 Lbf)
Max. Tensile Strength Long Term	400 N (90 Lbf)
Min. Bend Radius Operation	80 mm (3.15 in)
Standards	Tested to meet IP-68 Tested to meet environmental standards

Surelight® H IP Factory Drop Cable

STOCK ID	DESCRIPTION	CABLE TYPE	LENGTH (FEET)
066-823-05-ML	Surelight® H IP Factory Drop Cable	Flat Drop	50
066-823-10-ML	Surelight® H IP Factory Drop Cable	Flat Drop	100
066-823-15-ML	Surelight® H IP Factory Drop Cable	Flat Drop	150
066-823-20-ML	Surelight® H IP Factory Drop Cable	Flat Drop	200
066-823-25-ML	Surelight® H IP Factory Drop Cable	Flat Drop	250
066-823-30-ML	Surelight® H IP Factory Drop Cable	Flat Drop	300



NOTE: Standard Footages Listed – Other Footages Available – Toneable also available

Surelight® H IP Factory Drop Cable

STOCK ID	DESCRIPTION	CABLE TYPE	LENGTH (FEET)
066-823-35-ML	Surelight® H IP Factory Drop Cable	Flat Drop	350
066-823-40-ML	Surelight® H IP Factory Drop Cable	Flat Drop	400
066-823-50-ML	Surelight® H IP Factory Drop Cable	Flat Drop	500
066-823-75-ML	Surelight® H IP Factory Drop Cable	Flat Drop	750
066-823-100-ML	Surelight® H IP Factory Drop Cable	Flat Drop	1000
066-823-250-ML	Surelight® H IP Factory Drop Cable	Flat Drop	2500

Slim Tap

Multilink's Slim Tap was developed for use where a minimal amount of connections are needed and space is limited. The housing has a removable adapter panel that allows access to the rear of the connections to check, repair, or reseat a connector if a problem arises. The pigtail is available with a variety of different fiber and cable types to match your needs. The Slim tap is ideal for use in a DOT cabinet, closet or anywhere space is a contributing factor.

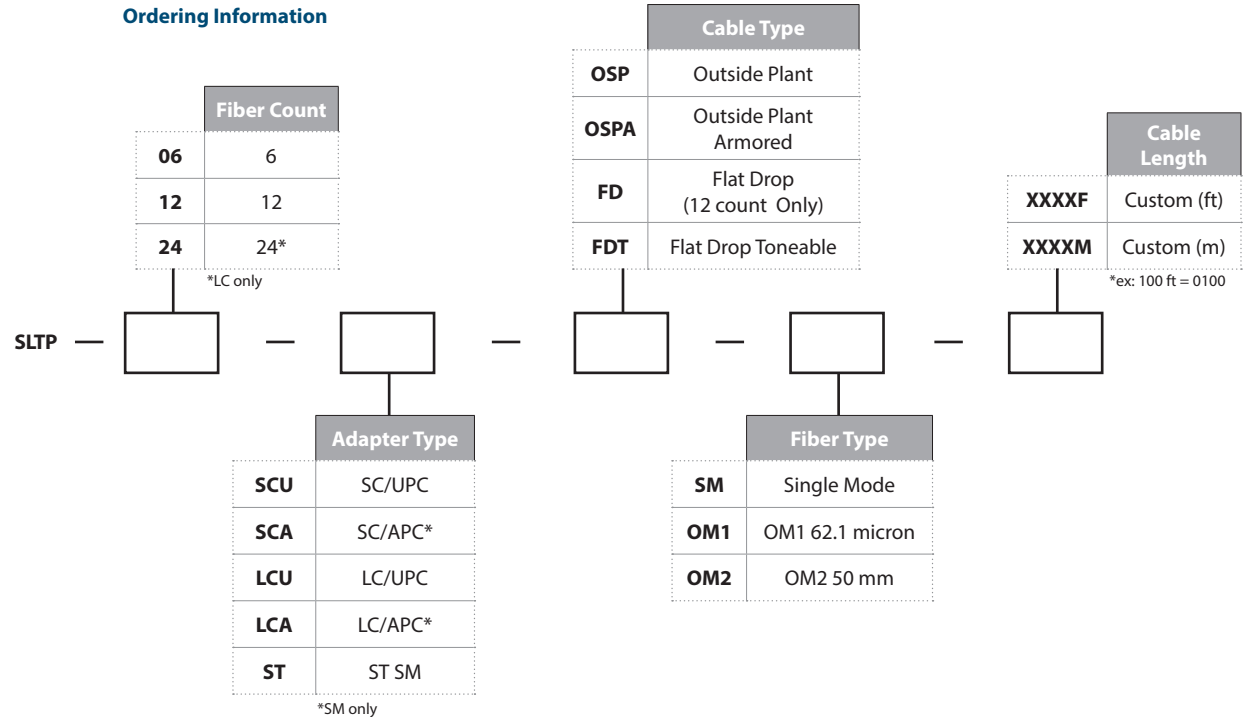


Slim Tap

Dimensions	15"L x 2"W x 2"D (without fiber pigtail)
Material/Finish	Powder Coated 16 Gauge Steel
Application	Above Grade
Mounting	Cabinet Wall



Ordering Information





Demarcation Points

Multilink's Demarcation Enclosures are built to meet your specific needs. Enclosures are available in plastic, steel, stainless steel and aluminum and are tested for indoor and outdoor use.

RNI Enclosures

page 90

Wall Mount Enclosures

page 99

Multi-Media Enclosures

page 114


RNI Enclosures

Multilink's series of RNI enclosures sets the standard in demarcation enclosures. Different options are available including the patented Flexgrid™ system, slack brackets, and captive and non-captive entrances. We also offer the ability to patch and splice allowing unparalleled flexibility for almost any application you may have. Our line of demarcation enclosures is ideal for FTTX builds, housing CATV equipment such as splitters and ground blocks, or anywhere a demarcation point is needed to transition from an outside environment to an inside environment. Our enclosures can be customized with options such as logo imprinting so you can be sure your needs are met.

- » Captive & non-captive models
- » FlexGrid™ mounting system (select models)
- » Durable & rugged composition
- » Paintable material


 gomultilink.com/categories/demarcation-enclosures/rni-boxes

Multilink
Simply More...



FlexGrid™ equipped boxes are guaranteed to fit any manufacturer's splitter footprint. Mounting area of approximately 9" Wide and 6" High provides unsurpassed mounting capability.

EASY INSTALL | EASY LOAD | EASY MAINTENANCE



RNI Enclosures

 gomultilink.com/categories/demarcation-enclosures/rni-boxes



Indoor/Outdoor Wall Enclosures



 **logo imprint available**

Wall Enclosure RNI-200

STOCK ID	DESCRIPTION	DIMENSIONS	WEIGHT	MATERIAL	CABLE ENTRY	UOM
020-249-20	Indoor/Outdoor plastic demarcation enclosure. Has non-captive cable entrances. Uses our patented FlexGrid™ mounting system. Security: Hex Wrench, Pad Lock Fitting	Exterior: 8.47"H x 8.06"W x 3.22"D Interior: 7.650"H x 6.146"W x 2.955"D	17 lbs. per case	UV Stabilized Plastic	Non-Captive	24 per case



 **logo imprint available**

Wall Enclosure RNI-300

020-225-20	Indoor/Outdoor plastic demarcation enclosure. Has captive cable entrances. Uses our patented FlexGrid™ mounting system. Security: Hex Wrench Pad, Lock Fitting	Exterior: 9.37"H x 8.06"W x 3.22"D Interior: 7.650"H x 6.146"W x 2.955"D	17 lbs. per case	UV Stabilized Plastic	Captive	24 per case
------------	--	---	---------------------	-----------------------	---------	-------------



 **logo imprint available**

Wall Enclosure RNI-1000

020-027-20	Removable door has dual locking systems and accepts custom logos imprints. Countersunk mounting holes for easy mounting on uneven surfaces.	Exterior: 9.9"H x 10.52"W x 3.27"D Interior: 7.5"H x 8.0"W x 1.75"D	34 lbs. per case	UV Stabilized Plastic, Gray (can be painted with latex paint)	Captive Multiple Entry Points at Bottom of Enclosure	20 per case
------------	---	--	---------------------	---	--	-------------



 **logo imprint available**

Wall Enclosure RNI-1200

020-070-20	Removable door has dual locking systems and accepts custom logos imprints. Countersunk mounting holes for easy mounting on uneven surfaces. Features our patented FlexGrid™ mounting system. Slots accept #6 & #8 screws.	Exterior: 9.9"H x 10.52"W x 5.29"D Interior: 7.5"H x 8.0"W x 4"D	13 lbs. per case	UV Stabilized Plastic, Gray (can be painted with latex paint)	Captive Multiple Entry Points at Bottom of Enclosure	10 per case
------------	---	---	---------------------	---	--	-------------

RNI Enclosures

 gomultilink.com/categories/demarcation-enclosures/rni-boxes



Indoor/Outdoor Wall Enclosures



Wall Enclosure RNI-1500

STOCK ID	DESCRIPTION	DIMENSIONS	WEIGHT	MATERIAL	CABLE ENTRY	UOM
020-028-20	Plastic demarcation enclosure. Removable door has dual locking systems. Countersunk mounting holes for easy mounting on uneven surfaces.	Exterior: 11.88"H x 12.27"W x 4.86"D Interior: 9.5"H x 9.5"W x 3.25"D	20 lbs. per case	Gray UV Stabilized Plastic (can be painted with latex paint)	Captive Multiple Entry Points at Bottom of Enclosure	10 per case



Wall Enclosure RNI-2000

020-115-20	Plastic demarcation enclosure. Features our patented FlexGrid™ mounting system. Mounting area: approximately 9" Wide and 6". Specialized grommet strip for added weatherproofing. Industry standard locking terminal for security of contents.	Exterior: 11.92"H x 12.27"W x 4.91"D Interior: 9.5"H x 9.5"W x 3.25"D	20 lbs. per case	Gray UV Stabilized Plastic (can be painted with latex paint)	Captive Multiple Entry Points at Bottom of Enclosure	10 per case
------------	--	--	---------------------	--	--	-------------



Wall Enclosure RNI-2200

020-180-20	Plastic demarcation enclosure. Has captive cable entrance.	Exterior: 10.75"H x 10.23"W x 4.52"D Interior: 9.75"H x 9.75"W x 3.75"	13 lbs. per case	Gray UV Stabilized Plastic (can be painted with latex paint)	Captive Multiple Entry Points at Bottom of Enclosure	10 per case
------------	--	---	---------------------	--	--	-------------



Wall Enclosure RNI-2500

020-104-20	Plastic demarcation enclosure. Features our patented FlexGrid™, guaranteed to fit any manufacturers splitter footprint. Four raised mounting blocks allow for a second level mounting plate to be installed above the base level of the enclosure. Specialized grommets & main cable tie-down location for added security with industry standard locking terminal.	Exterior: 12.95"H x 12.37"W x 4.90"D Interior: 9.75"H x 9.75"W x 3.75"D	20 lbs. per case	Gray UV Stabilized Plastic (can be painted with latex paint)	Non-Captive Multiple Entry Points at Bottom of Enclosure	10 per case
------------	--	--	---------------------	--	--	-------------

Indoor/Outdoor Wall Enclosures



Wall Enclosure RNI-2600

STOCK ID	DESCRIPTION	DIMENSIONS	WEIGHT	MATERIAL	CABLE ENTRY	UOM
020-174-20	Plastic demarcation enclosure. Features our patented FlexGrid™ mounting system. Mounting area: approximately 9"Wide and 6". Specialized grommet strip for added weatherproofing. Industry standard locking terminal for security of contents.	Exterior: 11.92"H x 12.29"W x 4.91"D Interior: 9.5"H x 9.5"W x 3.25"D	20 lbs. per case	Gray UV Stabilized Plastic (can be painted with latex paint)	Non-Captive Multiple Entry Points at Bottom of Enclosure	10 per case



Multimedia Single Door Plastic Demarcation Enclosure RNI-3600

30617K	Plastic demarcation enclosure. Removable door has dual locking systems. Countersunk mounting holes for easy mounting on uneven surfaces. Plywood optional. Injection molded available.	11.5"H x 11.5"W x 5.17"D	18 lbs. per case	Gray UV Stabilized Plastic (can be painted with latex paint)	Captive Multiple Entry Points at Bottom of Enclosure	10 per case
--------	--	--------------------------	---------------------	--	--	-------------



Multimedia Double Door Plastic Demarcation Enclosure RNI-3620

30652K	Plastic demarcation enclosure. Removable doors has dual locking systems. Removable plastic insert has 2 knockouts for F-81 hex holes and an open end hex hole in the center of plate for an F-81. Countersunk mounting holes for easy mounting on uneven surfaces. Wall mounted or on a pedestal stake. Plywood optional. Injection molded available.	13.84"H x 8"W x 4.4"D	18 lbs. per case	Gray UV Stabilized Plastic (can be painted with latex paint)	Captive Multiple Entry Points at Bottom of Enclosure	10 per case
--------	---	-----------------------	---------------------	--	--	-------------



Single Door Plastic Demarcation Enclosure RNI-3800

10-8609	Plastic demarcation enclosure. Removable door has dual locking systems. Countersunk mounting holes for easy mounting on uneven surfaces. Plywood optional. Injection molded available.	11.92"H x 9.51"W x 6.09"D	18 lbs. per case	Gray UV Stabilized Plastic (can be painted with latex paint)	Captive Multiple Entry Points at Bottom of Enclosure	10 per case
---------	--	---------------------------	---------------------	--	--	-------------

RNI Enclosures

 gomultilink.com/categories/demarcation-enclosures/rni-boxes



Indoor/Outdoor Wall Enclosures



SPECS

STOCK ID	DESCRIPTION	DIMENSIONS	WEIGHT	MATERIAL	CABLE ENTRY	UOM
Single Door Plastic Demarcation Enclosure RNI-3900						
10-9899	Plastic demarcation enclosure. Removable door has dual locking systems. Countersunk mounting holes for easy mounting on uneven surfaces. Plywood optional. Injection molded available.	12.15"H x 9.55"W x 4.40"D	18 lbs. per case	Gray UV Stabilized Plastic (can be painted with latex paint)	Captive Multiple Entry Points at Bottom of Enclosure	10 per case (100 pc minimum)

Non-Captive Plastic Demarcation Enclosure (Patent#331-740)

Features removable cover with dual locking system, replaceable hasp and Guard Tower locking terminator. Custom logos/imprints and injection-molded available as well as customization to your application.



SPECS

STOCK ID	DESCRIPTION	DIMENSIONS	WEIGHT	CABLE ENTRY	UOM
30125K	CC-1/JR-T Set Up for Locking Terminator Use	9.44"H x 5.4"W x 3.1"D	26 lbs. per case	Non-Captive	50/Case
30105K	CC-1/DWB-T	9.85"H x 6.75"W x 3.7"D	25 lbs. per case	Non-Captive	30/Case
30307K	CC-1/DWB-TS Tamper Proof Screw	9.85"H x 6.75"W x 3.7"D	25 lbs. per case	Non-Captive	30/Case
30155K	CC-1/110-T Set Up for Locking Terminator Use	11"H x 7.0"W x 4.25"D	38 lbs. per case	Non-Captive	30/Case
31440	C-1PC Terminator Cap for CC-1 Enclosures - Gray	N/A	N/A	N/A	Each

Non-Captive Plastic Demarcation Enclosure SDU-9134 (Single Dwelling Unit)

The SDU is more than a plastic enclosure. The innovative, NON-CAPTIVE design speeds the upgrade installation time of installing a new demarcation enclosure without disconnecting the customer's service. Features removable cover with dual locking system, replaceable hasp and Guard Tower locking terminator. Custom logos/imprints and injection-molded available as well as customization to your application.




SPECS

STOCK ID	DESCRIPTION	DIMENSIONS	WEIGHT	CABLE ENTRY	UOM
30211K	SDU-9134 Set up with replaceable hasp and locking terminator security post	13.85"H x 9.31"W x 4"D	19 lbs. per case	Non-Captive	10/Case
30222K	SDU-9134 Set up with replaceable hasp and locking terminator security post - Features Deep Lid	13.85"H x 9.31"W x 5"D	16 lbs. per case	Non-Captive	8/Case

SDU-9134 features tamper proof screws 10/Case

Riser Tubing



SPECS

STOCK ID	DESCRIPTION	DIMENSIONS	UOM
31701	Slit Back Snap-On Style Riser Tubing	6'L x .5" ID x .875" OD	60/Case
31705	578-RT Solid Body Riser Tubing	6'L x .5" ID x .875" OD	60/Case
649-363-10	Slit Back Snap-On Style Riser Tubing	9'L x .5" ID x .875" OD	70/Case
31702	Mounting Strap for Riser Tubing	0.875"	Each

RNI Accessories

 gomultilink.com/categories/accessories-maintenance/fiber-accessories



Slack Holder – RNI 200 & RNI 300 Only

STOCK ID – 649-256-10


Mountable slack storage holder



Splice Chip

STOCK ID – 649-257-10

6 Position Splice Sleeve



Splice Chip Holder

STOCK ID – 649-255-10

Mountable bracket utilized as a splice holder












Flat Drop Grommet Kit for RNI 300

STOCK ID – 072-730-10

3/4" NPT Fitting and Grommet Kit

Grommet Inserts for 3/4" NPT Fittings

									
STOCK ID	10-8084	10-8087	10-8085	10-8090	10-8092	10-8091	10-8088	10-9999	642-066-10
10 PACK ID	10-8096	10-8106	10-8097	10-8109	10-8111	10-8110	10-8107	10-5414	N/A
# OF PORTS	4	4	3	3	3	2	1	1	1
CABLE SIZE	.20"-.24"	.16"-.20"	.24"-.28"	.16"-.20"	Flat Drop	.25"-.29"	.27"-.31"	.32"-.46"	Flat
WEIGHT	.5 lbs.	.5 lbs.	.5 lbs.	.5 lbs.	.5 lbs.	.5 lbs.	.5 lbs.	.5 lbs.	.5 lbs.

Slack Storage Box

Multilink's OSP slack storage box is ideal for exterior slack storage applications using small diameter fiber cable. There are two stackable storage spools that allow storage of multiple single fiber cable drops. Both of these spools are removable, which allows additional storage under the spool. This includes three entry points sealed with removable cap plugs, or it can be ordered without holes. The diameter of each entry hole is 1". The box is equipped with a hex bolt, including a retainer that can be secured using a standard 216C type wrench. In addition to the above, the box is also equipped with a provision for a hasp lock. A built-in hinge allows captive and non-captive flexibility.

 gomultilink.com/categories/raceway-molding/plastic-molding-accessories



(Knockouts For MRM75, MRC75 & Single Fiber Raceway)



(Knockouts For MRM75, MRC75, MRM12 & MRC12)



Slack Storage Box

STOCK ID	DESCRIPTION	DIMENSIONS	COLOR	CABLE TYPE	UOM
Fiber Optic Exterior Slack Storage Box					
020-004-23	Slack Box, Exterior with 3, 1" holes	4.8" L x 4.8" W x 2.2" D	Ivory	3mm Fiber Optic Cable	Each
020-004-24	Slack Box, Exterior without holes	4.8" L x 4.8" W x 2.2" D	Ivory	3mm Fiber Optic Cable	Each
Fiber Optic Exterior Slack Storage Box					
10-9433	MRS-3TB-LW	3.95"L x 3.95"W x 1.19"D	Linen White		Each
10-9434	MRS-3TB-IV	3.95"L x 3.95"W x 1.19"D	Ivory		Each
Fiber Optic Exterior Slack Storage Box					
020-026-10	MRS-6TB-LW	5.00"L x 5.00"W x 2.00"D	Linen White		Each
020-026-11	MRS-6TB-IV	5.00"L x 5.00"W x 2.00"D	Ivory		Each
Telephony Demarcation Enclosure ML-200					
10-6897	Plastic demarcation enclosure. Wall or pole mountable with integrated security features. Hinged cover for ease in access. Corrosion and weatherproof for outdoor applications. Impact resistant and UV resistant for maximum field survivability.	5.0"H x 3.24"W x 2.5"D			Each

AM Series Junction Boxes

 gomultilink.com/categories/fiber-optic-closures/fiberglass-enclosures



Junction Box With Lift Off Screw Cover



	PART#	DESCRIPTION	DIMENSIONS	MATERIAL	UOM
SPECS	10-9001	AM 664 SERIES JIC Size Junction Boxes With Lift Off Screw Cover	6.1" L x 6.1" W x 4.18" D	Ultraguard® Fiberglass reinforced polyester	Each
SPECS	10-9002	AM 864 SERIES JIC Size Junction Boxes With Lift Off Screw Cover	8" L x 6.12" W x 4.13" D	Ultraguard® Fiberglass reinforced polyester	Each
SPECS	10-9003	AM 1084 SERIES JIC Size Junction Boxes With Lift Off Screw Cover	10.13" L x 8.26" W x 6.13" D	Ultraguard® Fiberglass reinforced polyester	Each
SPECS	10-9004	AM 1086 SERIES JIC Size Junction Boxes With Lift Off Screw Cover	10.13" L x 8.26" W x 6.13" D	Ultraguard® Fiberglass reinforced polyester	Each
SPECS	10-9005	AM 1206 SERIES JIC Size Junction Boxes With Lift Off Screw Cover	12.13" L x 10.26" W x 6.13" D	Ultraguard® Fiberglass reinforced polyester	Each
SPECS	10-9006	AM 1426 SERIES JIC Size Junction Boxes With Lift Off Screw Cover	14.13" L x 12.26" W x 6.13" D	Ultraguard® Fiberglass reinforced polyester	Each
SPECS	10-9007	AM 1648 SERIES JIC Size Junction Boxes With Lift Off Screw Cover	16.27" L x 14.4" W x 8.13" D	Ultraguard® Fiberglass reinforced polyester	Each
SPECS	10-9008	AM 1868 SERIES JIC Size Junction Boxes With Lift Off Screw Cover	18.4" L x 16.4" W x 8.13" D	Ultraguard® Fiberglass reinforced polyester	Each
SPECS	10-9009	AM 2068 SERIES JIC Size Junction Boxes With Lift Off Screw Cover	20" L x 16" W x 8.13" D	Ultraguard® Fiberglass reinforced polyester	Each

Junction Box With Lift Off Screw Cover



SPECS	10-9010	AM 664L SERIES JIC Size Junction Boxes With Hinged Cover	6.1" L x 6.1" W x 4.18" D	Ultraguard® Fiberglass reinforced polyester	Each
SPECS	10-9011	AM 864L SERIES JIC Size Junction Boxes With Hinged Cover	8" L x 6.12" W x 4.13" D	Ultraguard® Fiberglass reinforced polyester	Each
SPECS	10-9012	AM 1084L SERIES JIC Size Junction Boxes With Hinged Cover	10.13" L x 8.26" W x 4.13" D	Ultraguard® Fiberglass reinforced polyester	Each
SPECS	10-9013	AM 1086L SERIES JIC Size Junction Boxes With Hinged Cover	10.13" L x 8.26" W x 6.13" D	Ultraguard® Fiberglass reinforced polyester	Each
SPECS	10-9014	AM 1206L SERIES JIC Size Junction Boxes With Hinged Cover	12.13" L x 10.26" W x 6.13" D	Ultraguard® Fiberglass reinforced polyester	Each
SPECS	10-9015	AM 1426L SERIES JIC Size Junction Boxes With Hinged Cover	14.13" L x 12.26" W x 6.13" D	Ultraguard® Fiberglass reinforced polyester	Each
SPECS	10-9016	AM 1648L SERIES JIC Size Junction Boxes With Hinged Cover	16.27" L x 14.4" W x 8.13" D	Ultraguard® Fiberglass reinforced polyester	Each
SPECS	10-9017	AM 1868L SERIES JIC Size Junction Boxes With Hinged Cover	18.4" L x 16.4" W x 8.13" D	Ultraguard® Fiberglass reinforced polyester	Each
SPECS	10-9018	AM 2068L SERIES JIC Size Junction Boxes With Hinged Cover	20" L x 16" W x 8.13" D	Ultraguard® Fiberglass reinforced polyester	Each

Raceway Molding

Multilink's line of Raceway Molding is an economical solution for fast, easy installation and is ideal for MDU's, hospitals, churches or anywhere cables need to be surface mounted. Our in-depth line of Raceway includes both interior and exterior grades as well as our patented downspout molding. For a full list of molding please visit gomultilink.com/categories/raceway-molding or request an in-depth catalog.

 gomultilink.com/categories/raceway-molding



Downspout Exterior Raceway System

Provides a simple solution to cover up any wiring or piping that runs along your exterior walls and is architecturally pleasing.



Cove Molding

Category 5, 5E and 6, 1" Bend Radius Compliant



Security Locking Molding

3" bend radius meets coax drop cable return path bend radius standards.



Quarter Round Molding

Designed to house cabling where the wall meets the floor or the wall meets the ceiling. The cover is hinged, and the accessory pieces snap over the outside of the raceway for ease of installation. The molding transitions to Multilink's standard MRM-75 latch duct and square moldings by use of the "T" fitting.



Overlay Molding

Designed to be installed over an existing provider's molding system. A two piece design allows for access to the first molding system without disconnecting any cables. It snaps onto the base mounted below the existing molding and "covers up" the existing molding and the new base. With a smooth co-extruded flexible cable keeper it won't damage any cables during installation or removal.



Micro Molding™

Multilink's Micro Molding™ is a compact design for Multi Dwelling Units (MDU's) like apartment complexes or hotels and commercial fiber building applications for interior use. The Micro Molding™ is designed to house up to 12 900µm fibers.



Multilink Latch Duct MultiRaceway

The MRM Series Latch Duct Raceway is an adhesive backed, highly flexible, one piece design that installs quickly and easily. All fittings incorporate a minimum of 1" bend radius, maintaining end to end connectivity even when filled to capacity or pulled through raceway.



Steel Molding

Tuff Top Coating for Olympic Steel Molding
Category 5, 5E & 6, 1" Bend Radius Compliant



Wall Mount Fiber Enclosure

The Multilink series of wall mounted optical termination enclosures are designed to provide solutions for both the interconnection of patch cabling and a combination of patching and splicing. The series accommodates up to 17 termination panels. Depending on the type of optical termination panel used, enclosures can support up to 288 terminations. Our Wall Mount Fiber Enclosures are separated into several application specific groups to support the level of termination capacity and feature sets required for the enclosure's mount location.

- » Durable steel or aluminum with a polyester powder coat finish
- » Additional measures of security with various door and lock options available
- » Individual compartments for separation of network and distribution terminations
- » Available with loaded termination panels and pre-connectorized pigtails

 gomultilink.com/categories/wall-mount

Multilink[®]
Simply More...



EASY INSTALL | EASY LOAD | EASY MAINTENANCE



Wall Mount Configurator

 gomultilink.com/categories/wall-mount




Wall Mount FDU Configurator

ML - - - - - - - - - - -

ML - 02 - 24 - B - ST6 - DST - 003 - 21 - 12

Wall Mount Shown:

045-780-00 with optional CT-X Cassttes



Translates:

FWM-4X-LC, 24 loaded ports, Black, ST 6 Port Multimode, Distribution Cable, 3 meters in length, equipped with 2 of the 1120-SSTA trays, 12 Splices per tray

Enclosure Type	# Of Conn.	Color	Adapter	Pigtail	Length (Meters)	Splice Tray***	Splice Count
WALL MOUNTS							
01 FWM-2X-LC	006	B-Black	SCS=SC Simplex MM	00=None	00X**	X1=1120-SSTA	12
02 FWM-4X-LC	012	O-Off White	SCD=SC Duplex MM	T9=900µm (spiral wrap)		X2=2000-SSTA	24
05 FF-WM-2X	018	BE-Beige*	SUS=SC Simplex SM	T3=3mm		X3=2020-SSTP	24
06 FF-WM-4X	024	G-Gray*	SUD=SC Duplex SM	MD=Module		X4=4048-SSTP	24
08 FWM-4X-D	030		SAS=SC/APC Simplex SM	OSP=OSP Dielectric Cable		X5=4072-SSTP	36
09 FWM-9X-D	036		SAD=SC/APC Duplex SM	OSA=OSP Armored Cable		X6=3000-SSTA	24
53 FF-OCS-4X	042		SGS=SC Simplex 10Gig	RBN=Ribbon		X7=3030-SSTP	24
11 FF-OCS-6X	048		SGD=SC Duplex 10Gig	DST=Distribution Cable (Riser Rated)		X8=612-SSTP	12
22 FWM-2X-N4	054					X9=1120-SSTP	12
23 FWM-2X-N4D	060		FC=FC MM			X10=1124-SSTP	12
24 FWM-4X-N4D	066		FU=FC SM				
25 FWM-12X-N4D	072		FA=FC/APC				
26 WM-2X (Multilite)	096						
27 WM-4X (Multilite)	144		LCAD=LC/APC Duplex SM				
28 WM-8X (Multilite)	288		LCAQ=LC/APC Quad SM				
29 FF-WM-8X			LCPD=LC Duplex MM				
32 FWM-1X-BK			LCPQ=LC Quad MM				
33 FWM-1X-SP-BK			LCUD=LC Duplex SM				
35 FWM-2X-PH			LCUQ=LC Quad SM				
37 RNI-1000			LCGD=LC Duplex 10 Gig				
38 RNI-1500			LCGQ=LC Quad 10 Gig				
43 RNI-1200							
45 RNI-2500			ST6=ST 6 port MM				
49 FWP-4SC-4SP			ST8=ST 8 port MM				
50 FWP-16SC-24SP			ST12=ST 12 port MM				
51 FWP-8SC-12SP			SM6=ST 6 port SM				
62 FWM-2X-BK (Signature)			SM8=ST 8 port SM				
63 FWM-4X-BK (Signature)			SM12=ST 12 port SM				
64 FWM-8X-BK (Signature)							
65 FWM-12X-BK (Signature)							

* Only available in specified boxes.
 Refer to catalog descriptions.

** Feet divided by 2.54 and rounded up to the full meter.

*** Align with unit type.

"X"Denotes
 number of trays

Wall Mount Fiber Enclosure – Standard Series

 gomultilink.com/categories/wall-mount



Standard Single Outer Door Fiber Distribution Units

Multilink wall mount enclosures are designed to provide connectivity and distribution solutions. Enclosures are divided into several groups to meet application specific requirements such as Construction Grade, Single Door, Dual Door, Added Security, NEMA 4 and NEMA 12. Products with your customized logo are available for OEM and other applications. Units are available in standard black or off white unless specified.

STOCK ID	DESCRIPTION	DIMENSIONS	WEIGHT	MATERIAL	CAPACITY	SPLICE TRAY
MultiLite Construction Grade Fiber Distribution Units – WM-2X (ML-26)						
10-7944 Black Only	Wall mount single outer door construction grade distribution unit with 2 termination panel capacity	9.25"H x 13"W x 3.5"D	7 lbs.	18 GA Powder Coated Steel	(2) Panels	(2) 1120-SSTP
MultiLite Construction Grade Fiber Distribution Units – WM-4X (ML-27)						
10-7945 Black Only	Wall mount single outer door construction grade distribution unit with 4 termination panel capacity	11.5"H x 13"W x 3.5"D	8 lbs.	18 GA Powder Coated Steel	(4) Panels	(4) 1120-SSTP
MultiLite Construction Grade Fiber Distribution Units – WM-8X (ML-28)						
10-7790 Black Only	Wall mount single outer door construction grade distribution unit with inner network compartment security door and 8 termination panel capacity	12"H x 17"W x 6"D	15 lbs.	18 GA Powder Coated Steel	(8) Panels	(8) 1120-SSTP



*Adapter Panels Not Included In Units

Wall Mount Fiber Enclosure – Standard Series

 gomultilink.com/categories/wall-mount



Standard Single Outer Door Fiber Distribution Units



STOCK ID	DESCRIPTION	DIMENSIONS	PANELS	MATERIAL	CAPACITY	
Standard Single Outer Door FDU FWM-1X (ML-32)						
045-164-10	FWM-1X-BK, Black	Compact indoor wall mount enclosure for inter connectivity and termination of optical fibers	6.30"H x 5.50"W x 1.57"D	(1) Multilink Adapter Panels (see individual panel capacities)	18 Gauge Powder Coated Steel	(1) Fiber Spool
045-164-11	FWM-1X-OW, Off White					



STOCK ID	DESCRIPTION	DIMENSIONS	PANELS	MATERIAL	CAPACITY	
Standard Single Outer Door FDU FWM-1X-SP (ML-33)						
045-187-10	FWM-1X-SP-BK, Black	Compact indoor wall mount enclosure for inter connectivity and termination of optical fibers	6.30"H x 5.50"W x 1.57"D	(1) Multilink Adapter Panel (see individual panel capacities)	18 Gauge Powder Coated Steel	(12) Single Splice Holder
045-187-11	FWM-1X-SP-OW, Off White					
045-349-20	FWM-1X-SP-EXT, Black	9.0"H x 6.50"W x 1.57"D				
046-025-10	FWM-2X-SP-BK, Black	6.30"H x 5.50"W x 2.5"D	(2) Panels			



STOCK ID	DESCRIPTION	DIMENSIONS	PANELS	MATERIAL	CAPACITY
DIN Rail Mounting Kit					
072-188-20	Black	Din rail mounting kit (compatible w/ FWM-1X)	6.30"H x 5.50"W x 1.57"D		



STOCK ID	DESCRIPTION	DIMENSIONS	WEIGHT	MATERIAL	CAPACITY	
Standard Single Outer Door FDU FWM-2X-PH (ML-35)						
045-178-10	Black	Compact indoor wall mount enclosure for inter connectivity and termination of optical fiber	10"H x 8.22"W x 3.81"D	15 lbs.	16 Gauge Powder Coated Steel	(2) Multilink Adapter Panels
045-178-11	Off White					




*Adapter Panels Not Included In Units

Wall Mount Fiber Enclosures – Standard Lockable Series

 gomultilink.com/categories/wall-mount



Standard Lockable Fiber Distribution Units

STOCK ID	DESCRIPTION	DIMENSIONS	WEIGHT	MATERIAL	CAPACITY	SPLICE TRAY
Wall Mount Fiber Enclosure FWM-2X-LC (ML-01)						
10-2012 (Black) 10-2730 (Off White)	Wall mount single outer door distribution unit with inner network compartment security door and 2 termination panel capacity	10.2"H x 12"W x 3.5"D	8 lbs.	16 Gauge Powder Coat Steel	(2) Panels	(2) 1120-SSTP
						
Wall Mount Fiber Enclosure FWM-4X-LC (ML-02)						
10-1914 (Black) 10-2714 (Off White)	Wall mount single outer door distribution unit with inner network compartment security door and 4 termination panel capacity	12"H x 12"W x 3.5"D	9 lbs.	16 Gauge Powder Coat Steel	(4) Panels	(4) 1120-SSTP
						
Wall Mount Fiber Enclosure FWM-4X-D (ML-08)						
99024BK (Black) 99024K (Off White)	Wall mount dual outer door distribution unit with lockable network compartment door and 4 termination panel capacity	10.8"H x 12"W x 4"D	10 lbs.	16 Gauge Powder Coat Steel	(4) Panels	(4) 1120-SSTP
						
Wall Mount Fiber Enclosure FWM-9X-D (ML-09)						
10-5283 (Black) 10-5281 (Off White)	Wall mount dual outer door distribution unit with lockable network and distribution compartment doors and 9 termination panel capacity	17"H x 21.2"W x 5"D	23 lbs.	16 Gauge Powder Coat Steel	(9) Panels	(4) 2000-SSTA
						

*Adapter Panels Not Included In Units

Wall Mount Fiber Enclosures – Dual Door Series

 gomultilink.com/categories/wall-mount



Added Security Dual Door Fiber Distribution Units

STOCK ID	DESCRIPTION	DIMENSIONS	WEIGHT	MATERIAL	CAPACITY	SPLICE TRAY
Wall Mount Fiber Enclosure FF-WM-2X (ML-05)						
10-4469 (Black)	Compact wall mount dual outer door distribution unit with 2 termination panel capacity and integrated network compartment and removable-style locking door	6"H x 12"W x 5.5"D	8 lbs.	16 Gauge Powder Coat Steel	(2) Panels	(2) 1120-SSTP
10-6707 (Off White)						
Wall Mount Fiber Enclosure FF-WM-4X (ML-06)						
10-4462 (Black)	Compact wall mount dual outer door distribution unit with 4 termination panel capacity and integrated network compartment work shelf and removable-style locking door	12"H x 14.3"W x 4.9"D	12 lbs.	16 Gauge Powder Coat Steel	(4) Panels	(2) 1120-SSTP
10-6706 (Off White)						
Wall Mount Fiber Enclosure FF-WM-8X (ML-29)						
045-030-10 (Black)	Compact wall mount dual outer door distribution unit with 8 termination panel capacity and integrated network compartment work shelf and removable-style locking door	16"H x 20"W x 6.5"D	24 lbs.	16 Gauge Powder Coat Steel	(8) Panels	(4) 2000-SSTA
045-030-11 (Off White)						

*Adapter Panels Not Included In Units



SPECS



SPECS



SPECS

Wall Mount Fiber Enclosures – Signature Series

 gomultilink.com/categories/wall-mount



Wall Mount Signature Series

Shown with optional
CT-X Cassttes




SPECS

Shown with optional
CT-X Cassttes




SPECS

Shown with optional
CT-X Cassttes



SPECS

Shown with optional
CT-X Cassttes



SPECS

STOCK ID	DESCRIPTION	DIMENSIONS	WEIGHT	MATERIAL	CAPACITY
----------	-------------	------------	--------	----------	----------

Wall Mount Signature Series FWM-2X-BK (ML-62)

045-788-00	Wall Mount Single outer door distribution unit with lockable network compartment door. Bulkhead options available to integrate (2) FTM modules or (2) CT-X cassettes.	14"W x 10.95"H x 4.3"D	10 lbs.	16 Gauge Powder Coat Steel	(2) CT-X Cassettes or (2) FTM Modules
------------	---	------------------------	---------	----------------------------	---------------------------------------

Wall Mount Signature Series FWM-4X-BK (ML-63)

045-776-00	Wall Mount Single outer door distribution unit with lockable network compartment door. Bulkhead options available to integrate (4) FTM modules or (4) CT-X cassettes.	14"W x 13.95"H x 4.3"D	11 lbs.	16 Gauge Powder Coat Steel	(4) CT-X Cassettes or (4) FTM Modules
------------	---	------------------------	---------	----------------------------	---------------------------------------

Wall Mount Signature Series FWM-8X-BK (ML-64)

045-780-00	Wall Mount Single outer door distribution unit with lockable network compartment door. Bulkhead options available to integrate (8) FTM modules or (8) CT-X cassettes.	14"W x 13.95"H x 7.51"D	12 lbs.	16 Gauge Powder Coat Steel	(8) CT-X Cassettes or (8) FTM Modules
------------	---	-------------------------	---------	----------------------------	---------------------------------------

Wall Mount Signature Series FWM-12X-BK (ML-65)

045-794-00	Wall Mount Single outer door distribution unit with lockable network compartment door. Bulkhead options available to integrate (12) FTM modules or (12) CT-X cassettes.	24"W x 23"H x 7.66"D	15 lbs.	16 Gauge Powder Coat Steel	(12) CT-X Cassettes or (12) FTM Modules
------------	---	----------------------	---------	----------------------------	---

*Bulkheads not included. Must be specified at time of order.


Wall Mount Fiber Enclosures – Splice Series

 gomultilink.com/categories/wall-mount



Splice Tray Management & Storage Units

STOCK ID	DESCRIPTION	DIMENSIONS	WEIGHT	MATERIAL	SPLICE TRAY
Wall Mount Fiber Enclosure FWE-288-XH					
045-063-10 (Black Only)	Economy 288 port wall mount unit, double door	17"H x 21.2"W x 5"D	23 lbs.	16 Gauge Powder Coat Steel	(12) 2000-SSTA or 2020-SSTP
Wall Mount Fiber Enclosure FWM-4 FWE-288-XH X-LC (Single Door) (ML-67)					
045-771-10 (Black Only)	Economy 288 port wall mount unit with drop down door	17.3"H x 22.5"W x 5"D	23 lbs.	16 Gauge Powder Coat Steel	(12) 2000-SSTA or 2020-SSTP
Wall Mount Fiber Enclosure OSE 384/576					
045-009-10 / OSE 384/576 (Black) 045-009-11 / OSE 384/576 (Off White)	Wall mounted central splicing and cable management enclosure	32"H x 30"W x 15.25"D	47 lbs.	.080" Aluminum	(16) 4048-SSTP or (16) 4072 SSTP



*Splice Trays and Fiber Not Included In Units

Wall Mount Fiber Enclosures – Splice Series

 gomultilink.com/categories/wall-mount




Splice Tray Management & Storage Units



SPECS

STOCK ID	DESCRIPTION	DIMENSIONS	MATERIAL	CAPACITY	SPLICE TRAY
Wall Mount Fiber Enclosure FWM-0X-N1-3					
045-139-10 (Beige Only)	Wall mount splice tray storage and distribution unit with padlockable and removable outer door. 3 Splice trays included.	17.5"H x 9"W x 4"D	16 Gauge Powder Coat Steel	(3) Splice Trays	1120-SSTP 1120-SSTA



SPECS

Wall Mount Fiber Enclosure FWM-8184					
045-706-10 (Beige Only w/ 1 4048 Splice Tray)	Wall mount splice tray storage and distribution unit with screw-down, removable outer door.	19.15"H x 8.25"W x 4"D <i>(excluding mounting bracket)</i>	16 Gauge Powder Coat Steel	(4) Splice Trays	(4) 4048-SSTP
Wall Mount Fiber Enclosure FWM-8204					
045-751-10 (Beige Only w/ 4 4072 Splice Trays)	Wall mount splice tray storage and distribution unit with screw-down, removable outer door.	21.15"H x 8.25"W x 4"D <i>(excluding mounting bracket)</i>	16 Gauge Powder Coat Steel	(4) Splice Trays	(4) 4072-SSTP



SPECS

Wall Mount Fiber Enclosure FWM-2X-N1 (with termination panel) (ML-22)					
Wall Mount Fiber Enclosure FWM-0X-N1 (without termination panel) (ML-22)					
Wall Mount Fiber Enclosure ICM-2X (optional termination panel) (ML-22)					
10-4870 - FWM-2X-N1 (Beige Only)	NEMA Type 1 – Wall mount distribution unit with lockable and removable single outer door. Available as a 2 panel termination and splice unit or splice-only unit	17.5"H x 9"W x 4"D	16 Gauge Powder Coat Steel	(2) Panels	(2) 1120-SSTP (4 trays if no termination panel unit used)
10-9867 - FWM-0X-N1 (Beige Only)					
10-7812 - ICM-2X					



Wall Mount Fiber Enclosures – NEMA 4 Metal

 gomultilink.com/categories/wall-mount

Outdoor Style Fiber Distribution Units

STOCK ID	DESCRIPTION	DIMENSIONS	MATERIAL	CAPACITY	SPLICE TRAY	COMPLIANCES
Wall Mount Fiber Enclosure NEMA 4 FWM-2X-N4D (ML-23)						
045-060-10 (Beige Only)	Wall mount single outer door distribution unit with lockable network compartment door and 2 termination panel capacity	14"H x 15"W x 8.1"D	.08" Powder Coated Aluminum	(2) Panels	(2) 1120-SSTP	NEMA Type 1, 4 (Mounting kit required for NEMA 4 compliance)
Wall Mount Fiber Enclosure NEMA 4 FWM-4X-N4D (ML-24)						
045-080-10 (Beige Only)	Wall mount single outer door distribution unit with lockable network compartment door and 4 termination panel capacity	16"H x 17"W x 9.1"D	.08" Powder Coated Aluminum	(4) Panels	(4) 2000-SSTA (4) 1120-SSTP	NEMA Type 1, 4 (Mounting kit required for NEMA 4 compliance)
Wall Mount Fiber Enclosure NEMA 4 FWM-12X-N4D (ML-25)						
045-042-10 (Beige Only)	Wall mount single outer door distribution unit with lockable network compartment door and 12 termination panel capacity	20"H x 21.2"W x 11.3"D	.08" Powder Coated Aluminum	(12) Panels	(6) 3000-SSTA	NEMA Type 1, 4 (Mounting kit required for NEMA 4 compliance)



*Adapter Panels, Fiber and Splice Trays not included in units

Wall Mount Fiber Enclosures – NEMA 4 Hardened Plastic

 gomultilink.com/categories/wall-mount



Outdoor Style Fiber Distribution Units













STOCK ID	DESCRIPTION	DIMENSIONS	WEIGHT	MATERIAL	CAPACITY	SPLICE TRAY
Wall Mount Fiber Enclosure NEMA 4 FF-OCS-4X (ML-53)						
045-741-10 (Gray Only)	Wall mounted NEMA 1, 2, 3, 4, 4X, 12, and 13 rated enclosure with a single outer door and inner network security door. Field drilled cable entries using standard weather tight conduit fittings.	15.84"H x 13.85"W x 6.79"D	10 lbs.	Impact and Weather Resistant Plastic	(4) Panels	(4) 1120-SSTP



Wall Mount Fiber Enclosure NEMA 4 FF-OCS-6X (ML-11)						
10-3338 (Gray Only)	Wall mounted NEMA 1, 2, 3S, 4, 4X, 12 & 13 rated enclosure with a single outer door and inner network security door. Field drilled cable entries using standard weather tight conduit fittings.	Outside - 18"H x 16"W x 10"D Inside - 16"H x 14"W x 7"D	10 lbs.	Impact and Weather Resistant Plastic	(6) Panels	(4) 1120-SSTP or 3000-SSTA



Cable Addition Kit						
065-016-10	Cable Addition Kit for Branch or Lateral Cable Additions, .3"- .98"					








										
STOCK ID	10-5552	10-5127	10-5128	10-6550	10-5129	10-6552	10-6002	10-5130	10-5134	065-082-10
10 PACK ID	10-5553	10-5421	10-5422	10-6551	10-5419	10-6553	10-6003	10-5483	10-5420	N/A
# OF PORTS	1	1	1	8	6	4	4	4	4	1-SC
CABLE SIZE	.3"-4"	.41"-5"	.51"-79"	.150"	.265	.300	.350	.370	Flat Drop	SC Outdoor
WEIGHT	.5 lbs.	.5 lbs.	.5 lbs.	.5 lbs.	.5 lbs.	.5 lbs.	.5 lbs.	.5 lbs.	.5 lbs.	.2 lbs.

Fiber Distribution Units – Indoor/Outdoor

 gomultilink.com/categories/wall-mount



Outdoor Style Fiber Distribution Units

STOCK ID	DESCRIPTION	DIMENSIONS	MATERIAL	CAPACITY	CABLE ENTRY
Wall Mount Fiber Enclosure RNI-1500 w/ Fiber Distribution Configuration (ML-38)					
020-098-10 (Gray Only)	Indoor/Outdoor Plastic Wall Enclosure RNI-1500	11.88"H x 12.27"W x 4.86"D	UV Stabilized Plastic, Gray (can be painted with latex paint)	(2) Adapter Panels and (2) 612 Splice Trays	Multiple Entry Points at Bottom of Enclosure
					
					
Wall Mount Fiber Enclosure RNI-2500 (ML-45)					
020-104-50	Indoor/Outdoor Plastic Wall Enclosure RNI-2500	16"H x 17"W x 9.1"D	UV Stabilized Plastic, Gray (can be painted with latex paint)	(2) Adapter Panels and (2) 612 Splice Trays	Multiple Non-Captive Entry Points at Bottom of Enclosure
					
					
Wall Mount Fiber Enclosure FWP-8SC-12SP (ML-51)					
020-118-20	Wall mounted, plastic distribution unit with removable cover and swing out splice panel.	8.3"H x 6.9"W x 2"D	Plastic	(8) SC Connections Integrated 12 Fiber Splice Tray	(3) 1/2" Compression Fittings
					
					
Wall Mount Fiber Enclosure FWP-16SC-24SP (ML-50)					
020-120-20	Wall mount distribution box with flip-up patch panel, and fixed splice tray below	12"H x 10.25"W x 3.75"D	Plastic	(16) SC Connections Integrated 24 Fiber Splice Tray	2 Main 16 Drop
					
					


*Adapters, Adapter Panels, and Fiber not included in units

Fiber Distribution Units – Indoor

 gomultilink.com/categories/wall-mount

Multilink
Simply More...

Fiber Distribution Units



STOCK ID	DESCRIPTION	DIMENSIONS	MATERIAL	CAPACITY
Wall Mount Fiber Enclosure FWP-2SC-2SP				
065-773-10 (black) 065-773-11 (ivory)	Wall mounted, plastic distribution unit with removable cover, SC duplex adapter holder, and splice holder.	6"L x 3"W x 0.625"D	Plastic	2SC Connections (2) Splices



Wall Mount Fiber Enclosure FWP-4SC-4SP (ML-49)				
020-124-20	Wall mounted, plastic distribution unit with removable cover and swing out slack tray.	4.3"L x 6"W x 1.2"D	Plastic	(4) SC Connections (4) Splices









*Adapter and Fiber not included in units

Splice Trays

 gomultilink.com/categories/patch-splice-modules/splice-trays



Splice Trays





STOCK ID	DESCRIPTION	DIMENSIONS	MATERIAL	WEIGHT	CAPACITY
 					
Splice Tray 1120-SSTA					
70902K	12 Single Fusion Splice Tray	6.5"L x 4.75"W x 0.5"D	.08" Powder Coated Aluminum	0.35 lbs.	12 Single Fusion Splices 8 Mechanical Splices, or 48 Mass Fused Fibers
 					
Splice Tray 2000-SSTA					
70506K	24 Single Fusion Splice Tray	11.75"L x 4"W x 0.5"D	.08" Powder Coated Aluminum	0.65 lbs.	24 Single Fusion Splices, 16 Mechanical Splices, or 96 Mass Fused Fibers
 					
Splice Tray 2020-SSTP					
70709K	24 Single Fusion Splice Tray	12.25"L x 4"W x 0.5"D	.08" Powder Coated Aluminum	0.54 lbs.	24 Single Fusion Splices, 16 Mechanical Splices, or 96 Mass Fused Fibers
 					
Splice Tray 3000-SSTA					
70505K	24 Single Fusion Splice Tray	7.75"L x 6"W x 0.5"D	.08" Powder Coated Aluminum	0.54 lbs.	24 Single Fusion Splices, 16 Mechanical Splices, or 96 Mass Fused Fibers

Splice Trays

 gomultilink.com/categories/patch-splice-modules/splice-trays



Splice Trays

	STOCK ID	DESCRIPTION	DIMENSIONS	MATERIAL	WEIGHT	CAPACITY
 	Splice Tray 612-SSTP					
	065-209-10	12 Single Fusion Splice Tray	6"L x 2.75"W x 0.75"D	Plastic	0.35 lbs.	12 Single Fusion Splices
 	Splice Tray 1120-SSTP					
	072-059-10	12 Single Fusion Splice Tray	6.5"L x 5.13"W x 0.5"D	Plastic	0.65 lbs.	12 Single Fusion Splices, 8 Mechanical Splices or 48 Mass Fused Fibers
 	Splice Tray 1124-SSTP					
	072-059-20	12 Single (24 Dual Stacked) Fusion Splice Tray	6.5"L x 5.13"W x 0.5"D	Plastic	0.65 lbs.	12 Single Fusion Splices (24 Double Stacked), 8 Mechanical Splices or 48 Mass Fused Fibers
 	Splice Tray 3030-SSTP					
	70706K	24 Single Fusion Splice Tray	8.25"L x 5.75"W x 0.5"D	Plastic	0.54 lbs.	24 Single Fusion Splices, 16 Mechanical Splices or 96 Mass Fused Fibers
 	Splice Tray 4048-SSTP					
	10-8007	24 Single (48 Dual Stacked) Fusion Splice Tray	9.75"L x 4.5"W x 0.5"D	Plastic	0.54 lbs.	24 Single Fusion Splices (48 Double Stacked), 16 Mechanical Splices or 96 Mass Fused Fibers
 	Splice Tray 4072-SSTP					
	065-001-10	36 Single (72 Dual Stacked) Fusion Splice Tray	10.75"L x 5.75"W x 0.5"D	Plastic	.60 lbs.	36 Single Fusion Splices (72 Double Stacked), 24 Mechanical Splices or 144 Mass Fused Fibers


Multi-Media Enclosure

Smart homes/offices are driving the need for small network hubs within living quarters and businesses. Multilink provides clean, easy-to-maintain Multi-Media Enclosures with this in mind. The enclosures are capable of being recess mounted in the wall, surface mounted or free standing. They are made from Wi-Fi friendly plastic so your signal won't be affected. Expandable sections ensure plenty of space for current and for future expansions.

- » Expandable sections
- » Recess, surface & free standing mounting
- » Independent door functionality
- » Vented or Unvented Doors

 gomultilink.com/categories/multi-media-enclosure

Multilink
Simply More...



EXPANDABLE | EASY MAINTENANCE | ORGANIZED



Deep Frame



Standard Frame



Flush/Tapered Frame



Floor Stand

Multi-Media Enclosure

 gomultilink.com/categories/multi-media-enclosure

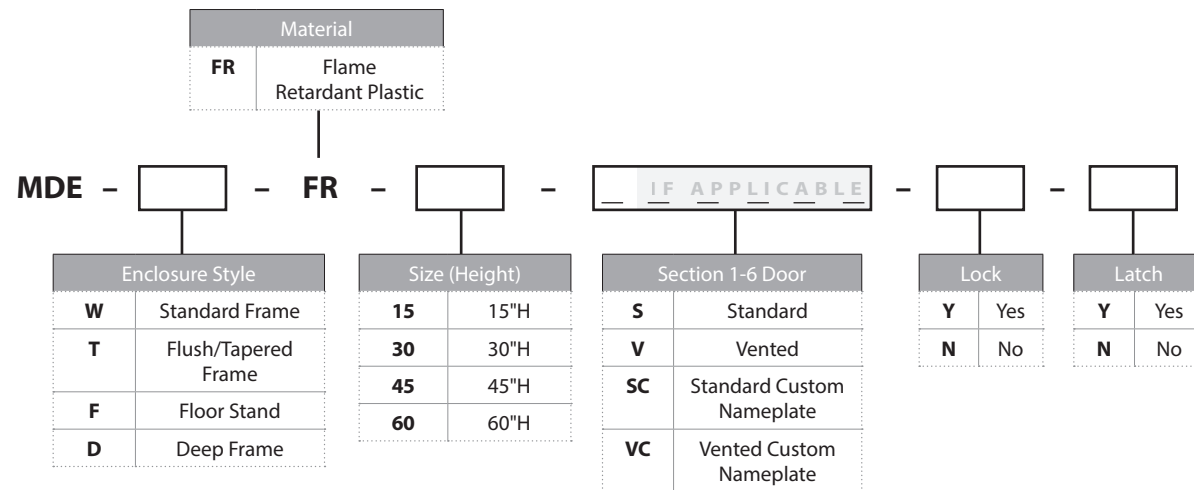


30" Multi-Media Enclosure Shown



Multi-Media Enclosures Configurator

Ordering Information



Multi-Media Enclosure

 gomultilink.com/categories/multi-media-enclosure



Standards:

UL 2416 - Audio/Video, Information, and Communication Technology Equipment Cabinet, Enclosure and Rack Systems
 CAN/CSA C22.2 No. 60950-1-07 - Canadian Standard for Safety for Information Technology Equipment – Safety – Part 1: General Requirements



Standard Multi-Media Enclosures

STOCK ID	DESCRIPTION	DIMENSIONS	MATERIAL	COLOR	MOUNTING
020-296-10	Standard 15"W/ Vented Door	15"W x 15"H x 4.5"D	Plastic	White	Wall
020-296-20	Standard 15"W/ Solid Door	15"W x 15"H x 4.5"D	Plastic	White	Wall
020-298-10	Standard 30"W/ Vented Door	15"W x 30"H x 4.5"D	Plastic	White	Wall
020-298-20	Standard 30"W/ Solid Door	15"W x 30"H x 4.5"D	Plastic	White	Wall
020-300-10	Standard 45"W/ Vented Door	15"W x 45"H x 4.5"D	Plastic	White	Wall
020-300-20	Standard 45"W/ Solid Door	15"W x 45"H x 4.5"D	Plastic	White	Wall
020-302-10	Standard 60"W/ Vented Door	15"W x 60"H x 4.5"D	Plastic	White	Wall
020-302-20	Standard 60"W/ Solid Door	15"W x 60"H x 4.5"D	Plastic	White	Wall
020-390-10	Standard 15"W/ Deep Frame	15"W x 15"H x 6.87"D (6"ID)	Plastic	White	Wall
020-392-10	Standard 30"W/ Deep Frame	15"W x 30"H x 6.87"D (6"ID)	Plastic	White	Wall
020-394-10	Standard 45"W/ Deep Frame	15"W x 45"H x 6.87"D (6"ID)	Plastic	White	Wall
020-396-10	Standard 60"W/ Deep Frame	15"W x 60"H x 6.87"D (6"ID)	Plastic	White	Wall

Multi-Media Enclosure

 gomultilink.com/categories/multi-media-enclosure

Multilink
Simply More...



Flush Mount Multi-Media Enclosures

STOCK ID	DESCRIPTION	DIMENSIONS	MATERIAL	COLOR	MOUNTING
020-297-10	Flush Mount 15"W/ Vented Door	15"W x 15"H x 4.5"D	Plastic	White	Stud
020-297-20	Flush Mount 15"W/ Solid Door	15"W x 15"H x 4.5"D	Plastic	White	Stud
020-299-10	Flush Mount 30"W/ Vented Door	15"W x 30"H x 4.5"D	Plastic	White	Stud
020-299-20	Flush Mount 30"W/ Solid Door	15"W x 30"H x 4.5"D	Plastic	White	Stud
020-301-10	Flush Mount 45"W/ Vented Door	15"W x 45"H x 4.5"D	Plastic	White	Stud
020-301-20	Flush Mount 45"W/ Solid Door	15"W x 45"H x 4.5"D	Plastic	White	Stud
020-303-10	Flush Mount 60"W/ Vented Door	15"W x 60"H x 4.5"D	Plastic	White	Stud
020-303-20	Flush Mount 60"W/ Solid Door	15"W x 60"H x 4.5"D	Plastic	White	Stud
020-391-10	Flush Mount 15"W/ Deep Frame	15"W x 15"H x 6.87"D (6"ID)	Plastic	White	Wall
020-393-10	Flush Mount 30"W/ Deep Frame	15"W x 30"H x 6.87"D (6"ID)	Plastic	White	Wall
020-395-10	Flush Mount 45"W/ Deep Frame	15"W x 45"H x 6.87"D (6"ID)	Plastic	White	Wall
020-398-10	Flush Mount 60"W/ Deep Frame	15"W x 60"H x 6.87"D (6"ID)	Plastic	White	Wall



Floor Stand Multi-Media Enclosures

STOCK ID	DESCRIPTION	DIMENSIONS	MATERIAL	COLOR	MOUNTING
020-294-10	Floor Stand 15"W/ Vented Door	15"W x 15"H x 4.5"D	Plastic	White	Floor Stand
020-295-10	Floor Stand 30"W/ Vented Door	15"W x 15"H x 4.5"D	Plastic	White	Floor Stand

Multi-Media Enclosure

 gomultilink.com/categories/multi-media-enclosure



45" Standard
 Deep Frame Shown


Deep Frame Retro-Fit Multi-Media Enclosure Kits

STOCK ID	DESCRIPTION	MATERIAL	COLOR	MOUNTING
072-722-10	Standard Deep Frame Retro-Fit Multi-Media Enclosure Kits 15" (frame only)	Plastic	White	Stud
072-723-10	Flush Mount Deep Frame Retro-Fit Multi-Media Enclosure Kits 15" (frame only)	Plastic	White	Stud
072-724-10	Standard Deep Frame Retro-Fit Multi-Media Enclosure Kits 30" (frame only)	Plastic	White	Stud
072-725-10	Flush Mount Deep Frame Retro-Fit Multi-Media Enclosure Kits 30" (frame only)	Plastic	White	Stud
072-726-10	Standard Deep Frame Retro-Fit Multi-Media Enclosure Kits 45" (frame only)	Plastic	White	Stud
072-727-10	Flush Mount Deep Frame Retro-Fit Multi-Media Enclosure Kits 45" (frame only)	Plastic	White	Stud
072-728-10	Standard Deep Frame Retro-Fit Multi-Media Enclosure Kits 60" (frame only)	Plastic	White	Stud
072-729-10	Flush Mount Deep Frame Retro-Fit Multi-Media Enclosure Kits 60" (frame only)	Plastic	White	Stud

Multi-Media Enclosure Accessories

 gomultilink.com/categories/multi-media-enclosure


Multilink
Simply More...



Slack Storage

STOCK ID - 072-533-10

Multi-Media Spool – Blue Fiber Management Ears
Expandable with 4 screws



Backing Plates

STOCK ID - 072-534-10

FlexGrid™ Mounting Plate, A mountable
FlexGrid™ system designed to create a
universal mount for enclosures.
Blue 4.25" x 5.25"
Mounting Plate with 4 screws



Shelf Mounting Kit

STOCK ID - 072-586-10

2 - Anchoring Clips,
2 - Black Velcro 3/4" x 18"
2 - Metal Shelves, 6 screws



Electrical Outlet

STOCK ID - 072-530-10

Duplex 120VAC Power Outlet



Security & Latches

STOCK ID - 99534

Lock & Key – Lockable Latch for Doors



STOCK ID - 12025


Spring loaded Latch for Doors



8 Port Voice / Data Panel

STOCK ID - 066-771-10

8 Port Voice / Data Panel



Field Installable Connectors

Field Installable Connectors are quickly becoming everyday essentials to reduce installation and maintenance times in edge network deployment. Boasting low insertion loss ratings and minimal installation time, our field installables make work easier with the ability to be used on slack cable instead of requiring you to run new lines. They also allow field technicians to utilize bulk fiber, eliminating the need to stock multiple connector variations at numerous cable lengths.

SpeedFlex™

page 122

Mechanical Connectors

page 125

H IP Field Installable Connectors


page 128

The Mobile Interactive Lab

 gomultilink.com/thelab

Multilink[®]
Simply More...

Sharpen Your Skills with the Lab!



Traditionally, information communications technology is a tough industry to enter. Telecommunications technicians typically require extensive on-the-job training. Fortunately, Multilink has made that process simpler and quicker with the introduction of our **Mobile Interactive Lab**.

The Lab, as we like to call it, can benefit you and your business in a number of different ways. It's a state-of-the-art facility that can travel anywhere across the country, stopping at trade

shows or our customers' locations to offer product demonstrations and training.

When our customers have a big project, our experienced Product Specialists can travel to their site and train them on installations, using The Lab as a hands-on classroom. It's equipped with an onboard internet connection and a Clear Touch[®] Smart Display that allows us to do everything from share videos to help plan and design new network infrastructures.


Telecommunications is constantly evolving and often difficult to understand for newcomers. To keep up with an ever-growing market and change in demands, employees from the executive to the field level need access to dynamic learning opportunities. That's where Multilink and our Mobile Interactive Learning Center, The Lab, come into play.

Don't hesitate! Contact one of our customer sales representatives to book The Lab for your next project or event.

SpeedFlex™

Multilink's SpeedFlex™ Push Fiber is a strong but flexible fiber cable designed to be installed in rigid and flexible conduit which can be stapled directly to the wall. With the ability to carry up to 12 fibers inside, Multilink's SpeedFlex™ Push Fiber is unique to the push/pull fiber industry. The 900µm fiber is bend-insensitive and properly color coded to EIA/TIA standards. SpeedFlex™ comes in a 100 ft. payout box or 1000 ft. contractor box. SpeedFlex™ comes with printed measurements so you always know how much you have left. It is also available with a factory terminated connector upon request and is pushable up to 1000 ft.

 gomultilink.com/categories/fiber-optic-cable/speedflex



SpeedFlex™

SpeedFlex™ 1 Fiber 3.0mm Cable 100 Ft. Payout Box

STOCK ID	DESCRIPTION	FIBER COUNT	FIBER TYPE	COLOR
066-160-20	SpeedFlex™ 1 Fiber 3.0mm Black (Indoor) 100 Ft. Payout Box	1, 2, 4, 6, & 12	Single Mode – ITU G.657.A1 & B2, G.652.D	Black
066-160-21	SpeedFlex™ 1 Fiber 3.0mm White (Indoor/Outdoor) 100 Ft. Payout Box	1, 2, 4, 6, & 12	Single Mode – ITU G.657.A1 & B2, G.652.D	White
066-160-23	SpeedFlex™ 1 Fiber 3.0mm Beige (Indoor/Outdoor) 100 Ft. Payout Box	1, 2, 4, 6, & 12	Single Mode – ITU G.657.A1 & B2, G.652.D	Beige
066-160-22	SpeedFlex™ 1 Fiber 3.0mm Orange (Burial) 100 Ft. Payout Box	1, 2, 4, 6, & 12	Single Mode – ITU G.657.A1 & B2, G.652.D	Orange



SpeedFlex™ 1 Fiber 3.0mm Cable 1000 Ft. Contractor Box

066-160-30	SpeedFlex™ 1 Fiber 3.0mm Black (Indoor) 1000 Ft. Contractor Box	1, 2, 4, 6, & 12	Single Mode – ITU G.657.A1 & B2, G.652.D	Black
066-160-31	SpeedFlex™ 1 Fiber 3.0mm White (Indoor/Outdoor) 1000 Ft. Contractor Box	1, 2, 4, 6, & 12	Single Mode – ITU G.657.A1 & B2, G.652.D	White
066-160-33	SpeedFlex™ 1 Fiber 3.0mm Beige (Indoor/Outdoor) 1000 Ft. Contractor Box	1, 2, 4, 6, & 12	Single Mode – ITU G.657.A1 & B2, G.652.D	Beige
066-160-32	SpeedFlex™ 1 Fiber 3.0mm Orange (Burial) 1000 Ft. Contractor Box	1, 2, 4, 6, & 12	Single Mode – ITU G.657.A1 & B2, G.652.D	Orange



SpeedFlex™



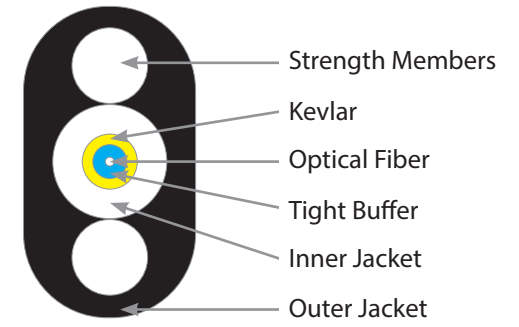
STOCK ID	DESCRIPTION	FIBER COUNT	FIBER TYPE	COLOR
SpeedFlex™ 2 Fiber Cable 100 Ft. Payout Box				
066-161-20	SpeedFlex™ 2 Fiber Black (Indoor) 100 Ft. Payout Box	1, 2, 4, 6, & 12	Single Mode – ITU G.657.A1 & B2, G.652.D	Black
066-161-21	SpeedFlex™ 2 Fiber White (Indoor/Outdoor) 100 Ft. Payout Box	1, 2, 4, 6, & 12	Single Mode – ITU G.657.A1 & B2, G.652.D	White
066-161-23	SpeedFlex™ 2 Fiber Beige (Indoor/Outdoor) 100 Ft. Payout Box	1, 2, 4, 6, & 12	Single Mode – ITU G.657.A1 & B2, G.652.D	Beige
066-161-22	SpeedFlex™ 2 Fiber Orange (Burial) 100 Ft. Payout Box	1, 2, 4, 6, & 12	Single Mode – ITU G.657.A1 & B2, G.652.D	Orange



SpeedFlex™ 2 Fiber Cable 1000 Ft. Contractor Box				
066-161-30	SpeedFlex™ 2 Fiber Black (Indoor) 1000 Ft. Contractor Box	1, 2, 4, 6, & 12	Single Mode – ITU G.657.A1 & B2, G.652.D	Black
066-161-31	SpeedFlex™ 2 Fiber White (Indoor/Outdoor) 1000 Ft. Contractor Box	1, 2, 4, 6, & 12	Single Mode – ITU G.657.A1 & B2, G.652.D	White
066-161-33	SpeedFlex™ 2 Fiber Beige (Indoor/Outdoor) 1000 Ft. Contractor Box	1, 2, 4, 6, & 12	Single Mode – ITU G.657.A1 & B2, G.652.D	Beige
066-161-32	SpeedFlex™ 2 Fiber Orange (Burial) 1000 Ft. Contractor Box	1, 2, 4, 6, & 12	Single Mode – ITU G.657.A1 & B2, G.652.D	Orange

Surelight® Flat Drop Cable

 gomultilink.com/categories/fiber-optic-cable/surelight-flat-drop-cable



Surelight® Flat Drop Cable



STOCK ID	DESCRIPTION	MATERIAL	FIBER COUNT	FIBER TYPE	FIBER CATEGORY
066-054-10-ML	Tonable Flat Drop Cable Tested and approved to meet Telcordia specifications UL listed, 1,000 Ft. Reel	Inner Jacket: Low Smoke Zero Halogen Outer Jacket: High Density Polyethylene	1	Flat Drop	Single-Mode
066-055-10-ML	Non-tonable Flat Drop Cable Tested and approved to meet Telcordia specifications UL listed, 1,000 Ft. Reel	Inner Jacket: Low Smoke Zero Halogen Outer Jacket: High Density Polyethylene	1	Flat Drop	Single-Mode


Mechanical Connectors

With outstanding loss ratings combined with lightning speed installation times, our mechanical field installable connectors have been field tested for reliability and longevity. These connectors have a typical installation time of 2-3 minutes while yielding a typical loss rating of .30dB. They are great for terminations at the drop installation points of your network.

- » Typical installation time of 2-3 minutes
- » .30dB - .50dB, typical
- » Reusable up to 5 times

 gomultilink.com/categories/connectors

Multilink[®]
Simply More...




RELIABLE | QUICK INSTALLATION | REUSABLE



Mechanical Connectors

 gomultilink.com/categories/connectors



Mechanical Connectors

Stock ID	Fiber Category	Connector Type	Polish	Cable Compatibility	Typical Insertion Loss
066-024-10	Singlemode (OS1)	SC/UPC	UPC	250µm/900µm	0.3-0.5 dB
066-223-10	Singlemode (OS1)	SC/UPC	UPC	2mm	0.3-0.5 dB
066-215-10	Singlemode (OS1)	SC/UPC	UPC	3mm	0.3-0.5 dB
066-025-10	Singlemode (OS1)	SC/APC	APC	250µm/900µm	0.3-0.5 dB
066-222-10	Singlemode (OS1)	SC/APC	APC	2mm	0.3-0.5 dB
066-214-10	Singlemode (OS1)	SC/APC	APC	3mm	0.3-0.5 dB
066-027-10	Multimode (OM1)	SC/UPC	UPC	250µm/900µm	0.3-0.5 dB
066-132-10	Multimode (OM2) Multimode (OM3) Multimode (OM4)	SC/UPC	UPC	250µm/900µm	0.3-0.5 dB
066-221-10	Singlemode (OS1)	LC/UPC	UPC	2mm	0.3-0.5 dB
066-213-10	Singlemode (OS1)	LC/UPC	UPC	3mm	0.3-0.5 dB
066-216-10	Singlemode (OS1)	LC/APC	APC	2mm	0.3-0.5 dB
066-212-10	Singlemode (OS1)	LC/APC	APC	3mm	0.3-0.5 dB

H IP Field Installable Connectors

Visit our youtube channel for our installation video: youtu.be/AX71aOUM_pk







H IP Field Installation in 5 Easy Steps!

Multilink's Hardened Ingress Protection (H IP) Connector provides the perfect solution for drop fiber deployment by preventing issues like drop damage, environmental damage and connection failure. They allow installers to terminate four different styles of bulk fiber in the field: flat, round, ROC™ drop and Multilink's proprietary SpeedFlex®.

One of the H IP Connector's defining features is ease of installation: it can be installed on the back of any technician's truck in **five simple steps that take less than five minutes**.

Multilink offers a field installable tool kit that comes with everything you need to install the H IP at gomultilink.com/categories/fiber-optic-tool-kits.



1

1. Gather product and tools.

- 3 Hole Fiber Stripper
- Cable Slit & Ring Tool
- Wire & Kevlar Cutting Shears
- 2.5mm Fiber Connector Cleaner
- Visual Fault Locator
- Fiber Wipes

2

2. Separate parts into 3 groups specified above and slide group 1 onto the cable.

Group 1: Connector Nut, Boot, Tether, Coupler, External Housing, Crimp Ring

Group 2: Field Installable SC/APC Connector

Group 3: Internal Housing Assembly: Collar Clamps and Collar

3

3. Mark the fiber with the template, remove kevlar strands and coating and cleave the fiber.

4

4. Test your connection and crimp the fiber.

5

5. Assemble Group 3 (Internal Housing Assembly). Align arrow on External Housing with the groove on Internal Housing. Slide External housing over Internal Housing Assembly. Slide the remaining parts from Group 1 onto External Housing and screw Connector Nut into place.

H IP Field Installable Connectors

We offer the right field installable for your networks' type of fiber drop! The H IP Field Installable can be utilized with flat, round, ROC® and SpeedFlex™ drop fibers. A simplified installation process utilizing standard fiber tools are what set our H IP apart from the competitors. Great for faster drop deployment times all while ensuring high network quality.

- » Enables large cost reduction
- » Provides quick drop deployment
- » Reduces subscriber down time
- » No special tools or technicians necessary

 gomultilink.com/categories/h-ip-connector













H IP Templates

Stock ID	Description	Cable Compatibility
649-345-10	Stripping Template H IP Field Installable Compression	Flat Drop
649-345-20	Stripping Template H IP Field Installable Compression	ROC™ Drop & Round Drop
649-312-10	Stripping Template H IP Field Installable Heat Shrink	Flat Drop



H IP Connectors

	Stock ID	Description	Fiber Category	Connector Type	Cable Compatibility	Typical dB Loss
 	066-458-40	Surelight® H IP Heat Shrink	Singlemode (OS2)	SC/APC	Flat Drop	0.3-0.5 dB
	066-458-60				ROC™ Drop & Round Drop	
 	066-458-45	Surelight® H IP Compression Field Installable Connector	Singlemode (OS2)	SC/APC	Flat Drop	0.3-0.5 dB
 	066-458-65	Surelight® H IP Compression Field Installable Connector	Singlemode (OS2)	SC/APC	Round Drop	0.3-0.5 dB
 	066-458-67	Surelight® H IP Compression Field Installable Connector	Singlemode (OS2)	SC/APC	ROC™ Drop <i>(a registered trademark of Corning)</i>	0.3-0.5 dB
 	066-458-85	Surelight® H IP Compression Field Installable Connector	Singlemode (OS2)	SC/APC	SpeedFlex™	0.3-0.5 dB

Splice on Connectors









Using factory terminated, pre-polished connectors, the Surelight® Splice-On Connectors provide a connection meeting or exceeding industry standards for loss and back reflection. They come with a factory cleaved 900µm fiber stub to ensure ease of use and optimal performance. The unique 900µm boot allows the entire splice to be concealed and protected for a simpler cable management system within the rack or enclosure. Termination is simple, remove the cleave protector, place the connector into the holder, place the holder in the splicer, load the prepared field fiber into the splicer, and the connector is ready to be terminated.

- » 900µm boot protects splice for easy cable management
- » Includes color coded 900µm buffer, boot, cleave protector and dust cap
- » Universal holders for multiple fusion splicers
- » 20 year prorated warranty

 gomultilink.com/categories/splice-on-connectors

Multilink
Simply More...

Splice on Connectors

	Stock ID	Quantity	Fiber Category	Connector Type	Cable Compatibility	Optical Return Loss	Insertion Loss
 	066-967-10	10	Singlemode (OS2)	SC/APC	900µm	>65dB >55dB	0.3dB (0.15dB typical)
 	066-968-10	10	Singlemode (OS2)	SC/UPC	900µm	>65dB >55dB	0.3dB (0.15dB typical)
 	066-969-10	10	Singlemode (OS2)	LC/APC	900µm	>65dB >55dB	0.3dB (0.15dB typical)
 	066-970-10	10	Singlemode (OS2)	LC/UPC	900µm	>65dB >55dB	0.3dB (0.15dB typical)

Tool Kits

Having the correct fiber installation tools is imperative to properly install a field installable connector. Our tool kits make it possible to properly access and prepare many different fiber cables for mid-span splicing and fiber termination. Each tool in our kit has been hand picked to help installers make quick, easy and reliable terminations in the field.

» High quality standard fiber termination tools

 gomultilink.com/categories/fiber-optic-tool-kits



Precision Cleaver



Basic Cleaver



Tools Included

3 Hole Fiber Optic Stripper	Fiber Optic Drop Cable Slitter
Fiber Cleaver	Cable Slit & Ring Tool
Wire & Kevlar Cutting Shears	Visual Fault Locator (VFL) Kit
Fiber Connector Cleaner 2.5mm	Fiber Wipes
Crimp Tool	

Fiber Optic Tool Kits

STOCK ID	DESCRIPTION
Surelight® Field Installable Fiber Optic Tool Kit	
072-656-20	Surelight® Field Installable Fiber Optic Tool Kit w/ Basic Fiber Cleaver
072-656-21	Surelight® Field Installable Fiber Optic Tool Kit w/ High Precision Fiber Cleaver



Fiber Accessories

 gomultilink.com/categories/fiber-connectivity/fanout-kits



Why make the task of splicing fiber optic cable any harder than it has to be? Other manufacturers may offer flexible buffer tubing, but they only come in one color, making it too easy to mismatch fiber. Multiflex™ is color coded to the standardized specifications used by fiber optic cable manufacturers to allow you to easily identify and match fiber during the splicing process. Multiflex™ comes in twelve standardized colors and is available in bulk quantities of 50' rolls. It is also free flexing, making the fiber more manageable and easier to handle in the close confines of the splice enclosure. So give Multiflex™ a try next time you splice fiber optic cable, and you'll see the difference it makes.



Free-Flexing, Color Coded Buffer Tubing

	STOCK ID	DESCRIPTION	DIMENSIONS	UOM
SPECS	72010	2000-BL-K-Muliflex™ Blue Buffer Tubing (Bulk)	50' Roll	Each
SPECS	72020	2000-OR-K-Muliflex™ Orange Buffer Tubing (Bulk)	50' Roll	Each
SPECS	72110	2000-GR-K-Muliflex™ Green Buffer Tubing (Bulk)	50' Roll	Each
SPECS	72120	2000-BR-K-Muliflex™ Brown Buffer Tubing (Bulk)	50' Roll	Each
SPECS	72210	2000-SL-K-Muliflex™ Slate Buffer Tubing (Bulk)	50' Roll	Each
SPECS	72220	2000-WH-K-Muliflex™ White Buffer Tubing (Bulk)	50' Roll	Each
SPECS	72310	2000-RD-K-Muliflex™ Red Buffer Tubing (Bulk)	50' Roll	Each
SPECS	72320	2000-BK-K-Muliflex™ Black Buffer Tubing (Bulk)	50' Roll	Each
SPECS	72410	2000-YL-K-Muliflex™ Yellow Buffer Tubing (Bulk)	50' Roll	Each
SPECS	72420	2000-VI-K-Muliflex™ Violet Buffer Tubing (Bulk)	50' Roll	Each
SPECS	72510	2000-RS-K-Muliflex™ Rose Buffer Tubing (Bulk)	50' Roll	Each
SPECS	72520	2000-AQ-K-Muliflex™ Aqua Buffer Tubing (Bulk)	50' Roll	Each

Fiber Fan Out Kits


	STOCK ID	DESCRIPTION	UOM
SPECS	065-744-10	Fan Out Kit - 6 Fiber - 25", 900µm	Each
SPECS	066-526-10	Fan Out Kit - 6 Fiber Fan Out Kit - 36", 900µm	Each
SPECS	065-745-10	Fan Out Kit - 12 Fiber - 25", 900µm	Each
SPECS	065-749-10	Fan Out Kit - 12 Fiber - 36", 900µm	Each
SPECS	066-562-10	Fan Out Kit - 24 Fiber Fan Out Kit - 25", 900µm	Each
SPECS	066-527-10	Fan Out Kit - 24 Fiber Fan Out Kit - 36", 900µm	Each

Fiber Accessories

 gomultilink.com/categories/accessories-maintenance/fiber-accessories



Cleaning Accessories



STOCK ID	DESCRIPTION	UOM
2.5mm Fiber Connector Cleaner		
964-019-10	2.5mm Fiber Connector Cleaner	Each



Lint Free Kimwipes®

10-6171	Part # F1-34-155: Lint Free Kimwipes® / 280/Box	Each
---------	---	------




Fiber Optic Wipes, Single Pack, 3"x4"

964-009-10	Presaturated wipe with 95% Isopropyl Alcohol. Necessary for the installation, maintenance and management of our fiber products	
------------	--	--



Isopropyl Alcohol

10-6168	Part # F1-00728: Bottle Alcohol / 28oz.	Each
---------	---	------



Alcohol Bottle Amber Glass

10-6169	Part # F1-007P: Bottle Alcohol / 28oz.	Each
---------	--	------



The transparent plastic tube and stainless steel rod are designed to prevent stress and protect fusion fiber optic splices in field and factory operations. Sleeves are made of ethylene vinyl acetate (EVA) with heat activated memory, which causes them to shrink under heat. Sleeves shrink tightly to exclude air and hold the rod firmly, preventing abrasion of delicate glass fibers. Available in 60mm and 40mm.

Fiber Optic Protective Sleeves

STOCK ID	PART #	DESCRIPTION	DIMENSIONS	UOM
76500	MF-2170	Fiber Optic Protective Sleeves 60mm	60mm	50
76501	DH-1-40	Fiber Optic Protective Sleeves 40mm	40mm	50
065-725-10	N/A	F/Fbr Optic Ribbon Protective	Ribbon	50
065-383-10	N/A	Ribbon Fiber Protector	Ribbon	EA



Fiber optic cable cleaner is used for quick and easy removal of cable gels, greases, tars, and oils from fiber optic and coax cables. Leaves no residue! This effective (full-strength) formula evaporates completely and contains no hazardous materials.

Fiber Prep Cable Cleaner

75200	2200-FOW	Foil Pack F/O Cable Wipe	-	Each
75202	2320-FC	F/O Cable Cleaner (not shown above)	32 oz.	Each
75203	2100-FC	F/O Cable Cleaner	128 oz.	Each



Fiber Management and Cable Identification

Efficient cable management requires appropriate slack storage, organization and security. Multilink addresses each of these areas with our Sno-Shoes[®], Cable Markers and MultiTag[™] Tamper Resistant Security Seals. Be prepared and protect your fiber optic cable and while encouraging safe, proper installation.

Sno-Shoes[®]

page 134

Cable Markers

page 138

MultiTag[™]

page 139


Slack Storage Devices

The Multilink Plastic Sno-Shoe® has been designed for two purposes: to store additional lengths of fiber along the strand for later use and to act as a safeguard, protecting a fiber optic cable's minimum bend radius while encouraging proper installation practices. The Multilink Plastic Sno-Shoe® is a durable and cost-effective solution for storing fiber optic cable in the air.

- » Prevents microbends in fiber optic cable
- » Provides consistency and regularity in fiber optic loops
- » Solution to spacing problems on poles
- » Countersunk nut wells for easy one-tool installation
- » Cable Trough™ design leaves installers' hands free to secure cable to the unit
- » Stackable in multiple cable configurations to accommodate fiber mount tiering
- » Cable Trough™ has slots that secure the cable to the unit in expansion situations without having to remove previously installed cable and drain water and ice

 gomultilink.com/categories/slack-storage

Multilink
Simply More...



Strand Mount

DURABLE | EASY INSTALL | EXPANDABLE



ADSS Mount

Slack Storage Devices

 gomultilink.com/categories/slack-storage



Slack Storage Devices



STOCK ID	MODEL #	DIMENSIONS	MOUNTING KIT	WEIGHT	BEND RADIUS	UOM
7" Plastic Sno-Shoe® w/ Mounting Bracket & Hardware						
649-011-20	VASSB	13"L x 11"W x 1.6"D	Strand	1.4 lbs.	3.5"	1 per pack
649-011-10	VASSB	13"L x 11"W x 1.6"D	None	1.4 lbs.	3.5"	1 per pack



10" Plastic Sno-Shoe® w/ Mounting Bracket & Hardware						
71211K	2110-SSPTB	23.8"L x 12.3"W x 1.1"D	Strand	3.5 lbs	5"	2 per pack
71220K	2110-SSPSS	23.8"L x 12.3"W x 1.1"D	ADSS	3.5 lbs	5"	2 per pack



16" Plastic Sno-Shoe® w/ Mounting Bracket & Hardware						
71244K	2116-SSPTB	24.0"L x 18.0"W x 1.5"D	Strand	4.4 lbs	8"	2 per pack
71215K	2116-SSPSS	24.0"L x 18.0"W x 1.5"D	ADSS	4.4 lbs	8"	2 per pack



Slack Storage Devices

 gomultilink.com/categories/slack-storage

Slack Storage Devices



STOCK ID	MODEL #	DIMENSIONS	MOUNTING KIT	WEIGHT	BEND RADIUS	UOM
21" Plastic Sno-Shoe® w/ Mounting Bracket & Hardware						
71221K	2121-SSPTB	33.0"L x 25.3"W x 2.0"D	Strand	6.7 lbs.	11.5"	1 per pack
71226K	2121-SSPSS	33.0"L x 25.3"W x 2.0"D	ADSS	6.7 lbs.	11.5"	1 per pack



16" Plastic Adjustable Sno-Shoe®						
71255K	2116-SAPTBS	24.5"L x 20.5"W x 2.3"D	Strand	5.1 lbs.	8"	1 per pack
71240K*	2116-SAPTBP	24.5"L x 20.5"W x 2.3"D	Pole w/Strut	5.1 lbs.*	8"	1 per pack
71236K	2116-SAPTBW	24.5"L x 20.5"W x 2.3"D	Wall	5.1 lbs.	8"	1 per pack
71239K	2116-SAPTBR	24.5"L x 20.5"W x 2.3"D	Rack	5.1 lbs.	8"	1 per pack
71225K	2116-SAPSS	24.5"L x 20.5"W x 2.3"D	ADSS	5.1 lbs.	8"	1 per pack

*71240K Includes 6ft unistrut. Add 10 lbs.



24" Plastic Adjustable Sno-Shoe®						
71258K	2124-SAPTB	36.8"L x 28.8"W x 2.0"D	Strand	9.6 lbs.	12"	1 per pack
71261K*	2124-SAPTBP	36.8"L x 28.8"W x 2.0"D	Pole w/Strut	9.6 lbs.*	12"	1 per pack
71263K	2124-SAPTBW	36.8"L x 28.8"W x 2.0"D	Wall	9.6 lbs.	12"	1 per pack

*71261K Includes 6ft unistrut. Add 10 lbs.

Slack Storage Devices

 gomultilink.com/categories/slack-storage




Slack Storage Accessories



STOCK ID	DESCRIPTION	DIMENSIONS	WEIGHT	COLOR
Stacking Kit For Plastic Sno-Shoe®				
71301K	(2) Risers, (2) Bolts, (2) Washers, (2) Nuts		2 lbs.	



Extensions				
10-7168	(2) 18" Extensions & (2) Hardware Kits			
10-7169	(2) 48" Extensions & (2) Hardware Kits			



Slack Box				
10-4653	Slack Box SSB-303612			
072-378-10	Pole Mount for 10-4653	30"H x 36"W x 12"D		Gray
10-4666	Slack Box SSB-364212			
072-379-10	Pole Mount for 10-4666	36"H x 42"W x 12"D		Gray



Dome Enclosure Mounting Kit				
065-058-10	Pole/Wall mountable kit for the 4048-D Starfighter Dome Enclosure, 4 hooks for cable slack storage			

Cable Markers

The Multilink Cable Markers improve on installation times by allowing the installer to simply wrap the marker around the selected cable without the need for special tools or adhesives. The marker's UV stabilized body will not degrade in outside applications. Our selection of colors allows you to distinguish various fiber runs from pre-existing cables. Customized engraving provides easy cable identification in the field. Our cable markers also boast a lifetime warranty on the engraving and a 20 year pro-rated warranty on the plastic body.

- » Lifetime warranty on printing and a 20 year pro-rated warranty on plastic body
- » Customization provides easy identification of your cables during emergencies or general maintenance
- » UV stabilized body won't degrade in outside applications
- » Simple and quick installation: Wrap-around design eliminates the need for special tools and adhesives.
- » The three different sizes can accommodate a variety of cable configurations
- » A variety of colors

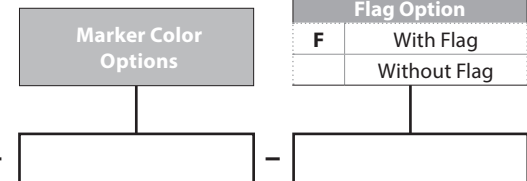
 gomultilink.com/categories/cable-markers



Standard Colors	
01	Yellow
02	Orange
Custom Colors	
03	Blue
04	Green
05	Gray
06	White
07	Brown
08	Red

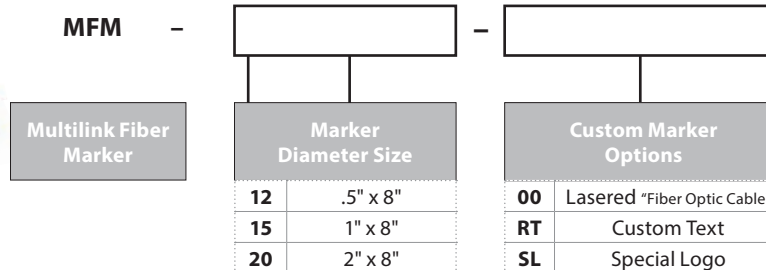
*Other custom colors available upon request

Flag Option	
F	With Flag
	Without Flag



Cable Markers

Ordering Information



*Other custom lengths available upon request

MultiTag™ Tamper Resistant Security Seals

The Multilink MultiTag™ is engineered to protect installers' cables while displaying helpful information about the cable or unit it's connected to. The seal's unique, patented design surrounds the cable with both the body and hasp, making the tag tamperproof.

 gomultilink.com/categories/identification-tags



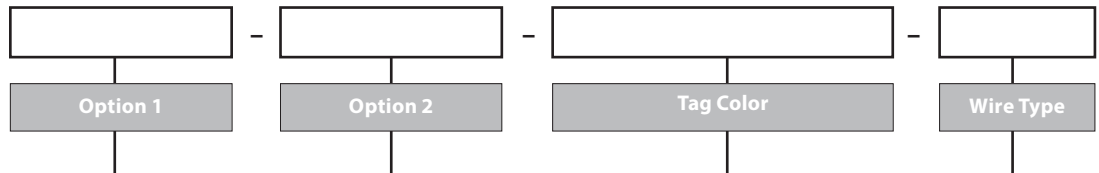
Get Your Custom
Logo Engraved
On Your Tags!

Cable Markers

Ordering Information

MT

Multilink
Tag



Wire Options	
PO*	Plain
LW*	Large Writing Panel
BA*	Barcode w/Alphanumeric (5,000 MOQ)
A	7 Digit Alphanumeric
N	Custom Name
L	Custom Logo
W	Writing Panel
O	Denotes No Second Option Desired

*Second option not available

Wire Options			
01	Yellow	09	Lt. Blue
02	Orange	10	Dk. Blue
03	Purple	11	Lt. Green
04	Gold	12	Dk. Green
05	White	13	Blue Gray
06	Black	14	Rose
07	Red	15	Beige

Other custom colors available upon request

Wire Options	
A	Standard
B	Loop



5G

EXPLORE Multilink's 5G products at gomultilink.com/5G

Multilink has always been a leader and innovator in the telecom industry. We are proud of our line of products that meet the needs of your 5G builds.



580 Ternes Avenue | P.O. Box 955 | Elyria, Ohio 44035
p. 440.366.6966 | f. 440.366.6802 | GoMultilink.com

© Multilink® Inc. | 440.366.6966 | All Rights Reserved | July 2020
Specifications subject to change without notice.

